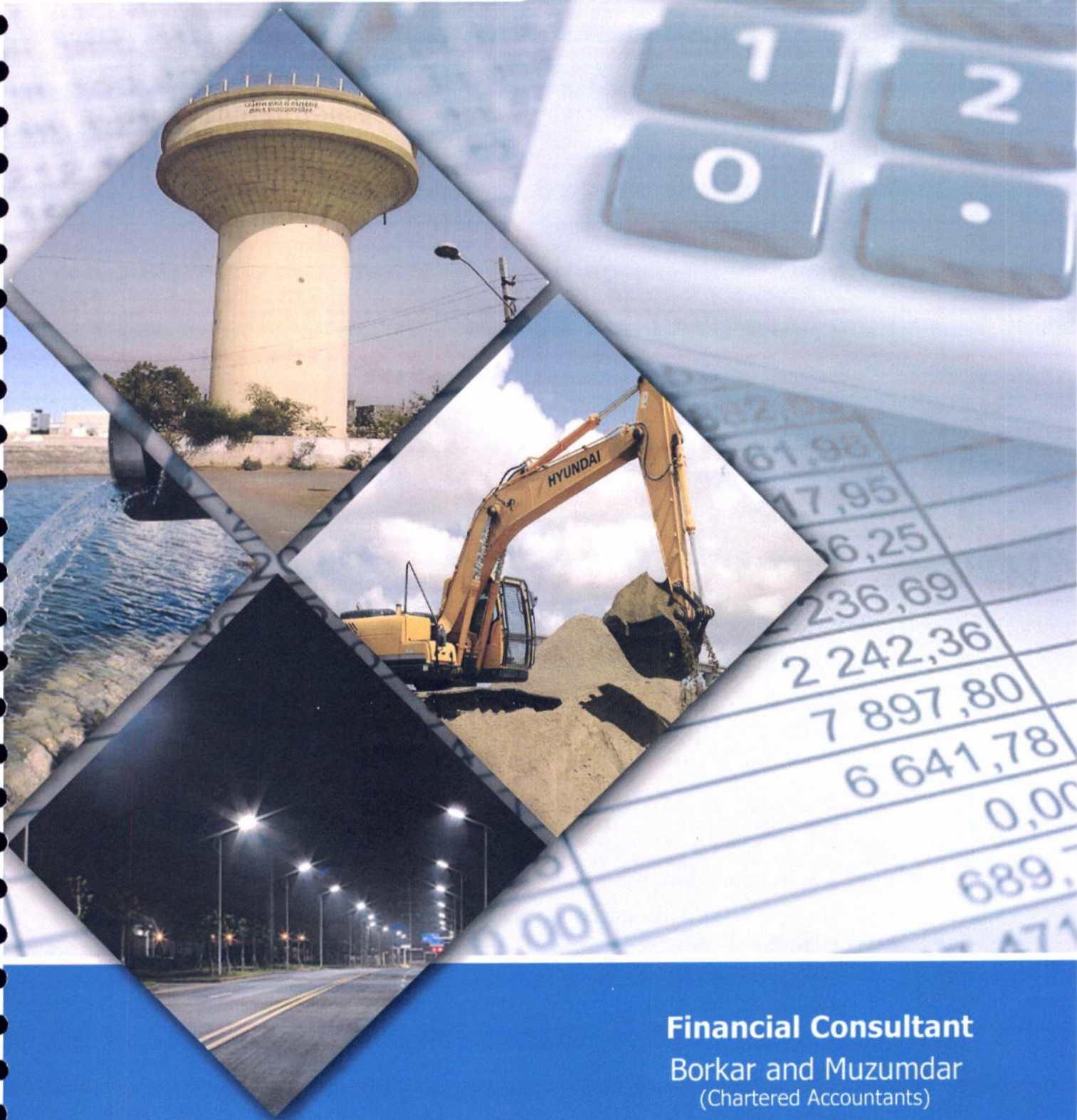


RAIPUR MUNICIPAL CORPORATION

Financial Statements

(For the Financial Year 2016-17)



Financial Consultant

Borkar and Muzumdar
(Chartered Accountants)

RAIPUR MUNICIPAL CORPORATION

RAIPUR, CHHATTISGARH-492001

BALANCE SHEET

AS AT 31ST MARCH 2017

Account Code	Description of items	Schedule No.	As At 31st March 2017			As At 31st March 2016		
			₹	₹	₹	₹	₹	₹
	SOURCES OF FUNDS							
	Reserves and Surplus							
3-10	Municipal (General) Fund	B-1		17,896,643,927.84		17,720,232,097.49		
3-11	Earmarked Funds	B-2		0.00		0.00		
3-12	Reserves	B-3		1,757,877,125.61		1,887,491,898.53		
	<i>Sub Total</i>			19,654,521,053.45		19,607,723,996.02		19,607,723,996.02
3-20	Grants, Contributions for specific purposes	B-4		3,401,193,991.30		2,854,221,430.10		2,854,221,430.10
	Loans							
3-30	Secured loans	B-5		909,368,641.00		909,368,641.00		
3-31	Unsecured loans	B-6		0.00		0.00		
	<i>Sub Total</i>			909,368,641.00		909,368,641.00		909,368,641.00
	TOTAL			23,965,083,685.75		23,371,314,067.12		
	APPLICATION OF FUNDS							
	Fixed Assets including Statues & Heritage Assets	B-11						
4-10	Gross Block		22,752,669,152.14			21,936,510,809.14		
4-11	Less: Accumulated Depreciation		6,556,272,387.87			5,621,999,386.95		
	Net Block			16,196,396,764.27		16,314,511,422.19		
4-12	Capital work-in-progress			443,371,245.18		413,476,428.18		16,727,987,850.37
	Investments							
4-20	Investment - General Fund	B-12		100,030,011.00		94,554,163.00		
4-21	Investment - Other Funds	B-13		0.00		0.00		94,554,163.00
	Working Capital [Sub Total (A) - Sub Total (B)]							
	Current assets, loans & advances							
4-30	Stock in hand (Inventories)	B-14		21,476,364.67		21,476,364.67		
4-31	Sundry Debtors (Receivables)	B-15						
	Gross amount outstanding		85,362,550.00					
	Less: Accumulated provision against bad and doubtful Receivables		0.00	85,362,550.00		131,821,278.00		
4-32	Prepaid expenses	B-16		0.00		0.00		
4-40	Cash and Bank Balances	B-17		4,928,013,883.78		4,495,095,538.99		
4-50	Loans, advances and deposits	B-18		3,444,513,343.55		3,409,800,836.54		
4-60	<i>Sub Total (A)</i>			8,479,366,142.00		8,058,194,018.20		

Commissioner
Municipal Corporation
Raipur (C.G.)

Deputy Commissioner (Finance)
Municipal Corporation, Raipur (C.G.)



RAIPUR MUNICIPAL CORPORATION

RAIPUR, CHHATTISGARH-492001

BALANCE SHEET

AS AT 31ST MARCH 2017

Account Code	Description of items	Schedule No.	As At 31st March 2017		As At 31st March 2016	
			₹	₹	₹	₹
	Less: Current Liabilities and Provisions					
3-40	Deposits received	B-7		497,358,344.96		476,663,822.96
3-41	Deposit works	B-8		0.00		0.00
3-50	Other liabilities	B-9		1,195,928,600.74		1,234,381,316.49
3-60	Provisions	B-10		0.00		0.00
	<i>Sub Total (B)</i>			1,693,286,945.70		1,711,045,139.45
						6,347,148,878.75
4-70	Other Assets					
4-80	Miscellaneous Expenditure (to the extent not written off)	B-19 B-20		439,206,469.00 0.00		201,623,175.00 0.00
	TOTAL			23,965,083,685.75		23,371,314,067.12
	Significant Accounting Principles	B-21A				
	Notes to Accounts	B-21B				

Accountant

Commissioner

Financial Consultant

Place: Raipur
Date:



Commissioner
Municipal Corporation
Raipur (C.G.)

RAIPUR MUNICIPAL CORPORATION

RAIPUR, CHHATTISGARH-492001

INCOME AND EXPENDITURE STATEMENT

For the year ended 31st March 2017

Account Code	Item/ Head of Account	Schedule No	Year ended 31st March 2017	Year ended 31st March 2016
			₹	₹
	INCOME			
1-10	Tax Revenue	IE-1	795,244,096.00	616,757,592.00
1-20	Assigned Revenues & Compensation	IE-2	777,638,402.00	519,682,011.00
1-30	Rental Income from Municipal Properties	IE-3	37,298,445.00	35,516,640.00
1-40	Fees & User Charges	IE-4	244,348,335.41	211,263,142.00
1-50	Sale & Hire Charges	IE-5	11,649,459.00	3,337,328.00
1-60	Revenue Grants, Contributions & Subsidies	IE-6	219,814,514.00	629,044,624.00
1-70	Income from Investments	IE-7	123,022,509.54	136,211,839.00
1-71	Interest Earned	IE-8	49,303,961.56	48,213,081.35
1-80	Other Income	IE-9	4,826,650.00	28,463,801.56
A	Total - INCOME		2,263,146,372.51	2,228,490,058.91
	EXPENDITURE			
2-10	Establishment Expenses	IE-10	999,734,894.00	965,656,332.86
2-20	Administrative Expenses	IE-11	164,137,024.00	187,727,012.00
2-30	Operations & Maintenance	IE-12	816,977,982.00	768,790,558.00
2-40	Interest & Finance Expenses	IE-13	7,047,501.16	3,818,279.74
2-50	Programme Expenses	IE-14	5,614,474.00	7,355,680.00
2-60	Revenue Grants, Contributions & subsidies	IE-15	110,739,651.00	192,087,455.00
2-70	Provisions & Write off	IE-16	0.00	0.00
2-71	Miscellaneous Expenses	IE-17	0.00	0.00
2-72	Depreciation		934,273,000.92	994,274,725.17
	Depreciation Transfer to Capital			
Less	Contribution		(934,273,000.92)	(994,274,725.17)
B	Total - EXPENDITURE		2,104,251,526.16	2,125,435,317.60
A-B	Gross surplus/ (deficit) of income over expenditure before Prior Period Items		158,894,846.35	103,054,741.31
2-80	Add/Less: Prior period Items (Net)	IE-18	169,948.00	90,627,045.00
	Gross surplus/ (deficit) of income over expenditure after Prior Period Items		159,064,794.35	193,681,786.31
2-90	Less: Transfer to Reserve Funds		0.00	0.00
	Net balance being surplus/ deficit carried over to Municipal Fund		159,064,794.35	193,681,786.31

Accountant

Commissioner

Financial Consultant


 Deputy Commissioner (Finance)
 Municipal Corporation, Raipur (C.G.)





 Commissioner
 Municipal Corporation
 Raipur (C.G.)

RAIPUR MUNICIPAL CORPORATION

Statement Of Cash Flow

For the year ended 31st March 2017

Particulars	Current Year Amount	Previous Year Amount
	₹	₹
1	2	3
[A] Cash flows from operating activities		
Gross surplus/(deficit) over expenditure	158,894,846.35	103,054,741.31
<u>Add: Adjustments for</u>		
Depreciation	-	-
Provisions	-	-
Interest & finance expenses	-	-
<u>Less: Adjustments for</u>		
Profit on disposal of assets	-	-
Dividend Income	-	-
Investment Income	-	-
Adjusted income over expenditure before effecting changes in current assets and current liabilities and extra ordinary items	158,894,846.35	103,054,741.31
Changes in current assets and current liabilities		
(Increase)/decrease in Sundry debtors	46,458,728.00	60,953,643.00
(Increase)/decrease in Stock in hand	-	-
(Increase)/decrease in prepaid expenses	-	-
(Increase)/decrease in other current assets	(34,712,507.01)	(14,003,767.00)
(Decrease)/increase in Deposits received	20,694,522.00	35,604,928.00
(Decrease)/increase in Deposits works	(237,583,294.00)	(178,135,513.00)
(Decrease)/increase in other current liabilities	(38,452,715.75)	205,109,830.36
(Decrease)/increase in provisions	-	-
Extraordinary items{please specify}	17,516,984.00	5,946,798.19
Net cash generated from /(used in) operating activities [A]	(67,183,436.41)	218,530,660.86
[B] Cash flows from investing activities		
(Increase)/decrease of fixed assets & CWIP	(846,053,160.00)	(980,324,007.18)
(Increase)/decrease in Special funds/grants	-	-
(Increase)/decrease in Earmarked funds	-	-
(Increase)/decrease of Investments	(5,475,848.00)	118,548,361.00
<u>Add:</u>		
Proceeds from disposal of assets	-	-
Proceeds from disposal of investments	-	-
Investment income received	-	-
Net cash generated from /(used in) investing activities [B]	(851,529,008.00)	(861,775,646.18)
[C] Cash flows from financing activities		
<u>Add:</u>		
Grants	1,777,433,198.82	1,890,950,820.00
Loans from banks/others received	-	-
<u>Less:</u>		
Grants	425,802,409.62	753,786,853.00
Loans repaid during the period	-	-
Loans & advances to employees	-	-
Loans to others Finance expenses	-	-
Net cash generated from (used in) financing activities [C]	1,351,630,789.20	1,137,163,967.00


 Commissioner
 Municipal Corporation
 Raipur (C.G.)



 Deputy Commissioner (Finance)
 Municipal Corporation, Raipur (C.G.)



Particulars	Current Year Amount	Previous Year Amount
	₹	₹
1	2	3
Net increase/ (decrease) in cash and cash equivalents (A + B + C)	432,918,344.79	493,918,981.68
Cash and cash equivalents at beginning of period	4,495,095,538.99	4,001,176,557.31
Cash and cash equivalents at end of period		
Cash and Cash equivalents at the end of the year comprises of the following account balances at the end of the year:		
• Cash Balances	-	-
• Bank Balances	4,928,013,883.78	4,495,095,538.99
• Scheduled co-operative banks	-	-
• Balances with Post offices	-	-
• Balances with other banks	-	-
Total of the breakup of cash and cash equivalents	4,928,013,883.78	4,495,095,538.99


 Deputy Commissioner (Finance)
 Municipal Corporation, Raipur (C.G.)




 Commissioner
 Municipal Corporation
 Raipur (C.G.)

RAIPUR MUNICIPAL CORPORATION

RECEIPTS AND PAYMENTS ACCOUNT


For the period from 1st April 2016 to 31st March 2017

Account Code	Head of Account	Balance as at 31st March 2017		Account Code	Head of Account	Balance as at 31st March 2017	
		Amount	₹			Amount	₹
	Opening Balances						
	Cash balances including Imprest		0.00				
	Balances with Banks/Treasury (including balances in designated bank accounts)		4,495,095,538.99				
	Bank balance in transit		2,143,615,744.00				
	Total (A)		6,638,711,282.99				
	Operating Receipts				Operating Payments		
1-10	Tax Revenue		25,179,685.00	2-10	Establishment Expenses		214,923,750.00
1-20	Assigned Revenues & Compensation		777,638,402.00	2-20	Administrative Expenses		10,467,033.00
1-30	Rental Income from Municipal Properties		11,344,595.00	2-30	Operations & Maintenance		4,467,870.00
1-40	Fees & User Charges		237,064,441.41	2-40	Interest & Finance Charges		7,047,501.16
1-50	Sale & Hire Charges		11,569,165.00	2-50	Programme Expenses		347,607.00
1-60	Revenue Grants, Contributions & Subsidies		991,871.00	2-60	Revenue Grants, Contributions & subsidies		18,455,377.00
1-70	Income from Investments		117,796,249.54	2-71	Miscellaneous Expenses		0.00
1-71	Interest Earned		49,303,961.56	2-85	Prior Period		153,481.00
1-80	Other Income		24,200.00	4-30	Purchase of Stores		0.00
1-85	Prior Period		323,429.00		Other Collections on behalf of State and Central Government		0.00
	Total (B)		1,231,235,999.51		Total (A)		255,862,619.16
	Non-Operating Receipts				Non-Operating Payments		
3-10	Municipal (General) Fund		-				
3-30/31	Loans Received		0.00	3-50	Other Payables		-
3-40	Deposits Received		1,660,305.00	3-50	Refunds Payable		0.00
3-20	Grants and contribution for specific purposes		1,777,433,198.82		Repayment of Loans		0.00
	Sale proceeds from Assets		0.00		Refund of Deposits		38,213,960.00
	Realization of Investment - General Fund		110,650,000.00	4-10	Acquisition / Purchase of Fixed Assets		5,118,636.00
	Realization of Investment - Other Funds		0.00	4-12	Capital Work - in - Progress		0.00
3-41	Deposit works		0.00	4-70	Deposit works		11,680,548.00
3-50	Revenue Collected in Advance		0.00	4-20	Investments - General Fund		111,260,000.00
	Loans & Advances to Employees (recovery)		992,257.00	4-21	Investments - Other Funds		0.00

Deputy Commissioner (Finance)
Raipur Municipal Corporation, Raipur (C.G.)



Account Code	Head of Account	Balance as at 31st March 2017		Account Code	Head of Account	Balance as at 31st March 2017	
		Amount	₹			Amount	₹
	Other Loans & Advances (recovery)		0.00	4-60	Loans & Advances to Employees		48,782,740.01
	Deposits with External Agencies (recovery)		0.00	4-40	Prepaid Expenses		0.00
	Other Receipts (Specify)	59,850,575.11		4-60	Other Loans & Advances		0.00
	Sundry Debtors	848,737,573.00		4-60	Deposits with External Agencies		0.00
	Total (C)	2,799,323,908.93			Other Payments (Specify)		3,036,526,194.86
					Grants and contribution for specific purposes		91,618,169.62
					Total (B)	3,343,200,248.49	
					Closing Balances		
					Cash balances including Imprest		0.00
					Balances with Banks/Treasury (including balances in designated bank accounts)		4,928,013,883.78
					Bank balance in transit		2,142,194,440.00
					Total (C)	7,070,208,323.78	
	Grand Total (A+B+C)	10,669,271,191.43			Grand Total (A+B+C)	10,669,271,191.43	


 Deputy Municipal Engineer (Finance)
 Municipal Corporation, Raipur (C.G.)



Schedule B-1: Municipal (General) Fund

Account Code	Particulars	Water Supply, Sewerage and Drainage	Road Development and Maintenance	Bustee Services	Commercial Projects	General Account (Municipal Fund)	Total
		₹	₹	₹	₹	₹	₹
31010	Balance as at 31.03.2016 (A)	0.00	0.00	0.00	0.00	17,720,232,097.49	17,720,232,097.49
	Surplus for the year	0.00	0.00	0.00	0.00	159,064,794.35	159,064,794.35
31090	Adjustments	0.00	0.00	0.00	0.00	17,347,036.00	17,347,036.00
	Additions during the year (B)	0.00	0.00	0.00	0.00	176,411,830.35	176,411,830.35
	Total (C= A+B)	0.00	0.00	0.00	0.00	17,896,643,927.84	17,896,643,927.84
	Deficit for the year	0.00	0.00	0.00	0.00	0.00	0.00
31090	Adjustments	0.00	0.00	0.00	0.00	0.00	0.00
	Deductions during the year (D)	0.00	0.00	0.00	0.00	0.00	0.00
310	Balance as at 31.03.2017 (E= C-D)	0.00	0.00	0.00	0.00	17,896,643,927.84	17,896,643,927.84



Deputy Commissioner (Finance)
Municipal Corporation, Bikaner (C.G.)

Schedule B-2: Earmarked Funds - Special Funds/Sinking Fund/Trust or Agency Fund (Unutilised)



Account Code	Particulars	Special Fund 1	Special Fund 2	Special Fund 3	Special Fund 4	Special Fund 5	Pension Fund	General Provident fund	Total (Rs.)
	Balance as at 31.03.2016 (A)	₹ 0.00	₹ 0.00	₹ 0.00	₹ 0.00	₹ 0.00	₹ 0.00	₹ 0.00	₹ 0.00
	Additions to the Special Fund (B)								
	Transfer from Municipal Fund	0.00	0.00	0.00	0.00	0.00	0.00	0.00	0.00
	Interest/Dividend earned on Special Fund Investments	0.00	0.00	0.00	0.00	0.00	0.00	0.00	0.00
	Profit on disposal of Special Fund Investments	0.00	0.00	0.00	0.00	0.00	0.00	0.00	0.00
	Appreciation in Value of Special Fund Investments	0.00	0.00	0.00	0.00	0.00	0.00	0.00	0.00
	Other addition	0.00	0.00	0.00	0.00	0.00	0.00	0.00	0.00
	Total (B)	0.00	0.00	0.00	0.00	0.00	0.00	0.00	0.00
	Total (A+B)	0.00	0.00	0.00	0.00	0.00	0.00	0.00	0.00
	Payments out of Funds(C)								
	(I)Capital expenditure on:								
	Fixed Asset	0.00	0.00	0.00	0.00	0.00	0.00	0.00	0.00
	Others	0.00	0.00	0.00	0.00	0.00	0.00	0.00	0.00
	(II)Revenue Expenditure on:								
	Salary, Wages and allowances etc	0.00	0.00	0.00	0.00	0.00	0.00	0.00	0.00
	Rent Other administrative charges	0.00	0.00	0.00	0.00	0.00	0.00	0.00	0.00
	(III)Other:	0.00	0.00	0.00	0.00	0.00	0.00	0.00	0.00
	Loss on disposal of Special Fund Investments	0.00	0.00	0.00	0.00	0.00	0.00	0.00	0.00
	Diminution in Value of Special Fund Investments	0.00	0.00	0.00	0.00	0.00	0.00	0.00	0.00
	Transferred to Municipal Fund	0.00	0.00	0.00	0.00	0.00	0.00	0.00	0.00
	Total (C)	0.00	0.00	0.00	0.00	0.00	0.00	0.00	0.00
311	Balance as at 31.03.2017 (A+B-C)	0.00	0.00	0.00	0.00	0.00	0.00	0.00	0.00



Deputy Commissioner (Finance)
 Municipal Corporation, Bikaner (O.G.)

Schedule B-3: Reserves

Account Code	Particulars	Balance as at 31.03.2016 ₹	Additions during the year ₹	Total ₹	Deductions during the year ₹	Balance as at 31.03.2017 ₹
31210	Capital Contribution	1,887,491,898.53	804,658,228.00	2,692,150,126.53	934,273,000.92	1,757,877,125.61
31211	Capital Reserve	0.00	0.00	0.00	0.00	0.00
31220	Borrowing Redemption Reserve	0.00	0.00	0.00	0.00	0.00
31230	Special Funds (Utilised)	0.00	0.00	0.00	0.00	0.00
31240	Statutory Reserve	0.00	0.00	0.00	0.00	0.00
31250	General Reserve	0.00	0.00	0.00	0.00	0.00
31260	Revaluation Reserve	0.00	0.00	0.00	0.00	0.00
	Total Reserve funds	1,887,491,898.53	804,658,228.00	2,692,150,126.53	934,273,000.92	1,757,877,125.61


 Deputy Municipal Engineer (Finance)
 Municipal Corporation, Bhubaneswar (O.A.)


Schedule B-4: Grants & Contribution for Specific Purposes - Unutilised

Particulars	Grants from Central Government	Grants from State Government	Grants from Other Government Agencies	Grants from Financial Institutions	Others	Total
	₹	₹	₹	₹	₹	₹
Account Code	32010	32020	32030	32040	32080	
Balance as at 31.03.2016 (A)						
Additions to the Grants (B)	1,129,524,966.10	1,724,696,464.00	0.00	0.00	0.00	2,854,221,430.10
Grant received during the year	0.00	0.00				
Interest/Dividend earned on Grant Investments	951,373,651.82	826,059,547.00	0.00	0.00	0.00	1,777,433,198.82
Profit on disposal of Grant Investments	0.00	0.00	0.00	0.00	0.00	0.00
Appreciation in Value of Grant Investments	0.00	0.00	0.00	0.00	0.00	0.00
Other addition (Specify nature)	0.00	0.00	0.00	0.00	0.00	0.00
Total (B)	951,373,651.82	826,059,547.00	0.00	0.00	0.00	1,777,433,198.82
Total (A+B)	2,080,898,617.92	2,550,756,011.00	0.00	0.00	0.00	4,631,654,628.92
Payments out of funds (C)						
(I) Capital expenditure on Fixed Assets	428,818,238.00	375,839,990.00	0.00	0.00	0.00	804,658,228.00
(II) Capital Expenditure on Other Assets	0.00	0.00	0.00	0.00	0.00	0.00
(III) Revenue Expenditure on						
Salary, Wages, allowances etc.	0.00	0.00	0.00	0.00	0.00	0.00
Rent	0.00	0.00	0.00	0.00	0.00	0.00
Other	209,587,661.62	216,214,748.00	0.00	0.00	0.00	425,802,409.62
(IV) Other:						
Loss on disposal of Grant Investments	0.00	0.00	0.00	0.00	0.00	0.00
Diminution in Value of Grant Investments	0.00	0.00	0.00	0.00	0.00	0.00
Grants Refunded/dispursed	0.00	0.00	0.00	0.00	0.00	0.00
(V) Other administrative charges						
Total (C)	638,405,899.62	592,054,738.00	0.00	0.00	0.00	1,230,460,637.62
Balance as at 31.03.2017 (A+B-C)	1,442,492,718.30	1,958,701,273.00	0.00	0.00	0.00	3,401,193,991.30



[Signature]
Deputy Commissioner (Finance)
Municipal Corporation, Raipur (C.G.)

Schedule B-5: Secured Loans

Account Code	Particulars	Balance as at 31.03.2017	Balance as at 31.03.2016
		₹	₹
33010	Loans from Central Government	0.00	0.00
33020	Loans from State Government	837,281,615.00	837,281,615.00
33030	Loans from Govt. Bodies & Associations	0.00	0.00
33040	Loans from international agencies	0.00	0.00
33050	Loans from banks & other financial institutions	72,087,026.00	72,087,026.00
33060	Other term loans	0.00	0.00
33070	Bonds & debentures	0.00	0.00
33080	Other loans	0.00	0.00
	Total Secured Loans	909,368,641.00	909,368,641.00

Schedule B-6: Unsecured Loans

Account Code	Particulars	Balance as at 31.03.2017	Balance as at 31.03.2016
		₹	₹
33110	Loans from Central Government	0.00	0.00
33120	Loans from State Government	0.00	0.00
33130	Loans from Govt. Bodies & Associations	0.00	0.00
33140	Loans from international agencies	0.00	0.00
33150	Loans from banks & other financial institutions	0.00	0.00
33160	Other term loans	0.00	0.00
33170	Bonds & debentures	0.00	0.00
33180	Other loans	0.00	0.00
	Total Unsecured Loans	0.00	0.00



(Signature)
 Deputy Commissioner (Finance)
 Municipal Corporation, Baramulla (C.G.)

Schedule B-7: Deposits Received

Account Code	Particulars	Balance as at 31.03.2017	Balance as at 31.03.2016
		₹	₹
34010	I. From Contractors		
	Earnest Money Deposits	2,045,902.00	2,166,902.00
	Initial Security Deposits	25,091.00	25,091.00
	Security Deposit	137,677,516.14	118,327,149.14
	Additional Performance Security	10,142,739.00	7,472,616.00
	DWH- Contractors	0.00	0.00
34020	II. From Revenues	347,411,946.82	348,616,914.82
34030	III. From staff	0.00	0.00
34080	IV. From Others	55,150.00	55,150.00
	Total Deposits Received	497,358,344.96	476,663,822.96



(Signature)
Dep. Municipal Engineer (Finance)
Municipal Corporation, Raipur (C.G.)

Schedule B-8: Deposit Works

Account Code	Particulars	Balance as at 01.04.2016	Additions during the current year	Utilisation/ Expenditure	Balance as at 31.03.2017
		₹	₹	₹	₹
34110	For Civil Works	0.00	0.00	0.00	0.00
34120	For Electrical works	0.00	0.00	0.00	0.00
34180	For Others	0.00	0.00	0.00	0.00
	Total of Deposit Works	0.00	0.00	0.00	0.00



(Signature)
Deputy Commissioner (Finance)
Municipal Corporation, Bangalore (C.A.)

Schedule B-9: Other Liabilities

Account Code	Particulars	Balance as at 31.03.2017	Balance as at 31.03.2016
		₹	₹
35010	Creditors	420,946,731.19	372,038,029.19
35011	Employee Liabilities	45,468,597.20	67,088,598.20
35012	Interest Accrued and Due	348,659,867.00	348,659,867.00
35013	Outstanding liabilities	82,882,336.00	82,880,836.00
35020	Recoveries Payable	125,279,821.34	175,354,195.34
35030	Government Dues Payable	70,404,719.00	62,995,031.00
35040	Refunds Payable	23,886,178.00	23,852,500.00
35041	Advance Collection of Revenues	0.00	0.00
35080	Others, Miscellaneous	78,400,351.01	101,512,259.76
	Total Other Liabilities	1,195,928,600.74	1,234,381,316.49

Schedule B-10: Provisions

Account Code	Particulars	Balance as at 31.03.2017	Balance as at 31.03.2016
		₹	₹
36010	Provision for Expenses	0.00	0.00
36020	Provision for Interest	0.00	0.00
36030	Provision for Other Assets	0.00	0.00
	Total Provisions	0.00	0.00



(Signature)
 Deputy Commissioner (Finance)
 Municipal Corporation, Rajpur (C.G.)

Schedule B-11: Fixed Assets

Account Code	Particulars of Assets	Gross Block				Accumulated Depreciation				Net Block	
		Balance as at 01.04.2016	Additions during year	Deductions during the year	Balance as at 31.03.2017	Balance as at 01.04.2016	Additions during year	Deductions during the year	Balance as at 31.03.2017	Balance as at 31.03.2016	Balance as at 31.03.2016
		₹	₹	₹	₹	₹	₹	₹	₹	₹	₹
	Land and Building										
41010	Land	9,199,452,664.00	18,628,770.00	0.00	9,218,081,434.00	0.00	0.00	0.00	9,218,081,434.00	9,199,452,664.00	
41015	Lake and Ponds	235,222,032.00	29,100,091.00	0.00	264,322,123.00	0.00	0.00	0.00	264,322,123.00	235,222,032.00	
41020	Buildings	2,401,295,201.50	175,717,944.00	0.00	2,577,013,145.50	299,524,662.67	87,534,708.50	0.00	387,059,371.17	2,189,953,774.33	2,101,770,538.83
41025	Heritage Buildings	10,179,599.00	11,208,567.00	0.00	21,388,166.00	0.00	0.00	0.00	21,388,166.00	10,179,599.00	
	Infrastructure Assets										
41030	Roads and Bridges	4,927,439,591.34	268,563,029.00	0.00	5,196,002,620.34	3,450,085,867.02	532,717,946.06	0.00	3,982,803,813.08	1,213,198,807.26	1,477,353,724.32
41031	Sewerage and drainage	2,957,446,744.50	154,430,754.00	0.00	3,111,877,498.50	991,133,281.86	205,235,264.73	0.00	1,196,368,546.59	1,915,508,951.91	1,966,313,462.64
41032	Water ways	1,089,707,896.00	55,816,230.00	0.00	1,145,524,126.00	187,898,944.09	33,524,791.41	0.00	221,423,735.50	924,100,390.50	901,808,951.91
41033	Public Lighting	370,884,649.00	8,504,920.00	0.00	379,389,569.00	311,242,119.53	9,443,271.15	0.00	320,685,390.68	58,704,178.32	59,642,529.47
41034	Bridges	123,661,503.80	12,870,641.00	0.00	136,532,144.80	27,609,239.54	7,322,711.26	0.00	34,931,950.80	101,600,194.00	96,052,264.26
	Other assets										
41040	Plants & Machinery	181,208,200.00	14,456,304.00	0.00	195,664,504.00	103,184,553.30	12,470,213.95	0.00	115,654,767.25	80,009,736.75	78,023,646.70
41050	Vehicles	255,390,823.00	60,616,194.00	0.00	316,007,017.00	138,225,745.34	28,529,474.95	0.00	166,755,220.29	149,251,796.71	117,165,077.66
41060	Office & other equipment	59,995,748.00	2,565,669.00	0.00	62,561,417.00	36,123,645.95	5,762,526.30	0.00	41,886,172.25	20,675,244.75	23,872,102.05
41070	Furniture, fixtures, electrical appliances	116,630,517.00	1,937,587.00	0.00	118,568,104.00	75,823,808.40	10,798,742.15	0.00	86,622,550.55	31,945,553.45	40,806,708.60
41080	Other Fixed Assets	7,995,640.00	1,741,643.00	0.00	9,737,283.00	1,147,519.25	933,350.45	0.00	2,080,869.70	7,656,413.30	6,848,120.75
	Total of Complete Assets (A)	21,936,510,809.14	816,158,343.00	0.00	22,752,669,152.14	5,621,999,386.95	934,273,000.92	0.00	6,556,272,387.87	16,196,396,764.27	16,314,511,422.19
	Capital work-in-progress										
	Municipal Properties	413,476,428.18	40,894,817.00	11,000,000.00	443,371,245.18	0.00	0.00	0.00	0.00	443,371,245.18	413,476,428.18
	Infrastructure Assets	0.00	0.00	0.00	0.00	0.00	0.00	0.00	0.00	0.00	0.00
	Other assets	0.00	0.00	0.00	0.00	0.00	0.00	0.00	0.00	0.00	0.00
412	Total of Capital Work in Progress (B)	413,476,428.18	40,894,817.00	11,000,000.00	443,371,245.18	0.00	0.00	0.00	0.00	443,371,245.18	413,476,428.18


 Deputy Commissioner (Finance)
 Municipal Corporation, Raipur (C.G.)



Schedule B-12: Investments - General Fund

Account Code	Particulars	With whom invested	Face Value	Balance as at 31.03.2017	Balance as at 31.03.2016
		₹	₹	₹	₹
42010	Central Government Securities		0.00	0.00	0.00
42020	State Government Securities		0.00	0.00	0.00
42030	Debentures and Bonds		0.00	0.00	0.00
42040	Preference Shares		0.00	0.00	0.00
42050	Equity Shares		0.00	0.00	0.00
42060	Units of Mutual Funds		0.00	0.00	0.00
42080	Other Investments :(Fixed Deposit)		0.00	100,030,011.00	94,554,163.00
	Total of Investments - General Fund		0.00	100,030,011.00	94,554,163.00

Schedule B-13: Investments - Other Funds

Account Code	Particulars	With whom invested	Face Value	Balance as at 31.03.2017	Balance as at 31.03.2016
		₹	₹	₹	₹
42110	Central Government Securities		0.00	0.00	0.00
42120	State Government Securities		0.00	0.00	0.00
42130	Debentures and Bonds		0.00	0.00	0.00
42140	Preference Shares		0.00	0.00	0.00
42150	Equity Shares		0.00	0.00	0.00
42160	Units of Mutual Funds		0.00	0.00	0.00
42180	Other Investments		0.00	0.00	0.00
	Total of Investment-Other Funds		0.00	0.00	0.00


 Deputy Commissioner (Finance)
 Municipal Corporation, Raipur (C.G.)



Schedule B-14: Stock in Hand (Inventories)

Account Code	Particulars	Balance as at 31.03.2017 ₹	Balance as at 31.03.2016 ₹
43010	Stores	21,476,364.67	21,476,364.67
43020	Loose tools	0.00	0.00
43030	Others	0.00	0.00
	Total Stock in Hand	21,476,364.67	21,476,364.67



[Signature]
Deputy Commissioner (Finance)
Municipal Corporation, Rajpur (G.S.)

Schedule B-15: Sundry Debtors (Receivables)

Account Code	Particulars	Gross Amount Receivable as at 31.03.2017	Provision on Receivables as at 31.03.2017	Balance as at 31.03.2017	Gross Amount Receivable as at 31.03.2016	Provision on Receivables as at 31.03.2016	Balance as at 31.03.2016
		₹	₹	₹	₹	₹	₹
43110	Receivables for Property Taxes						
	Holding Tax	0.00	0.00	0.00	0.00	0.00	0.00
	Less than 5 years	11,241,492.00	0.00	11,241,492.00	38,221,554.00	0.00	38,221,554.00
	More than 5 years	0.00	0.00	0.00	0.00	0.00	0.00
	Sub Total	11,241,492.00	0.00	11,241,492.00	38,221,554.00	0.00	38,221,554.00
43191	Less: State Government Cesses/Levies in Taxes-Control Accounts	0.00	0.00	0.00	0.00	0.00	0.00
	Net Receivables of Property Taxes	11,241,492.00	0.00	11,241,492.00	38,221,554.00	0.00	38,221,554.00
43119	Receivable of Other Taxes						
	Less Than 3 Years	40,368,128.00	0.00	40,368,128.00	38,794,492.00	0.00	38,794,492.00
	More than 3 years	0.00	0.00	0.00	0.00	0.00	0.00
	Sub Total	40,368,128.00	0.00	40,368,128.00	38,794,492.00	0.00	38,794,492.00
	Less: State Government Cesses/Levies in Taxes - Control Accounts	0.00	0.00	0.00	0.00	0.00	0.00
	Net Receivables of Other Taxes	40,368,128.00	0.00	40,368,128.00	38,794,492.00	0.00	38,794,492.00
43120	Receivable of Cess Income						
	Less than 3 years	0.00	0.00	0.00	0.00	0.00	0.00
	More than 3 years	0.00	0.00	0.00	0.00	0.00	0.00
43130	Receivables for Fees and User Charges						
	Less Than 3 Years	29,518,402.00	0.00	29,518,402.00	48,395,146.00	0.00	48,395,146.00
	More than 3 years	0.00	0.00	0.00	0.00	0.00	0.00
	Sub Total	29,518,402.00	0.00	29,518,402.00	48,395,146.00	0.00	48,395,146.00
43140	Receivables from Other Sources						
	Market Rent Receivable						
	Less Than 3 Years	4,234,528.00	0.00	4,234,528.00	6,410,086.00	0.00	6,410,086.00
	More than 3 years	0.00	0.00	0.00	0.00	0.00	0.00
	Sub Total	4,234,528.00	0.00	4,234,528.00	6,410,086.00	0.00	6,410,086.00
43150	Receivables from Government						
	Sub Total	0.00	0.00	0.00	0.00	0.00	0.00
43180	Receivables Control Account	0.00	0.00	0.00	0.00	0.00	0.00
	Sub-total	0.00	0.00	0.00	0.00	0.00	0.00
	Total of Sundry Debtors (Receivables)	85,362,550.00	0.00	85,362,550.00	131,821,278.00	0.00	131,821,278.00


 Deputy Municipal Engineer (C.G.)
 Municipal Corporation, Rajpur (C.G.)

Schedule B-16: Prepaid Expenses

Account Code	Particulars	Balance as at 31.03.2017 ₹	Balance as at 31.03.2016 ₹
44010	Establishment	0.00	0.00
44020	Administrative	0.00	0.00
44030	Operations & Maintenance	0.00	0.00
	Total Prepaid expenses	0.00	0.00

Schedule B-17 :Cash and Bank Balances

Account Code	Particulars	Balance as at 31.03.2017 ₹	Balance as at 31.03.2016 ₹
45010	1. Cash in Hand	0.00	0.00
	a. At Head Office	0.00	0.00
	Total Cash in Hand (A)	0.00	0.00
	2. Balance with Bank		
	Balance with Bank- Municipal Fund		
45021	Nationalised Bank	3,204,363,451.96	3,093,672,411.36
45022	Other Scheduled Bank	1,704,238,159.42	1,384,399,416.23
45023	Scheduled Co-operative Banks	19,412,272.40	17,023,711.40
45024	Post Office	0.00	0.00
	Balance with Bank- Special Fund		
45041	Nationalised Bank	0.00	0.00
45042	Other Scheduled Bank	0.00	0.00
45043	Scheduled Co-operative Banks	0.00	0.00
45044	Post Office	0.00	0.00
	Balance with Bank- Grant Fund		
45061	Nationalised Bank	0.00	0.00
45062	Other Scheduled Bank	0.00	0.00
45063	Scheduled Co-operative Banks	0.00	0.00
45064	Post Office	0.00	0.00
	Total Balance with Bank (B)	4,928,013,883.78	4,495,095,538.99
	Total Cash and Bank balances [A + B]	4,928,013,883.78	4,495,095,538.99



Deputy Commissioner (Finance)
Municipal Corporation

Schedule B-18: Loans, Advances, and Deposits

Account Code	Particulars	Opening Balance as at 01.04.2016 ₹	Paid during the Current Year ₹	Recovered During the Year ₹	Balance as at 31.03.2017 ₹
46010	Loans and advances to employees	13,986,628.54	22,612,135.00	19,645,352.00	16,953,411.54
46020	Employees Provident Fund Loans	65,529,306.00	33,927,285.00	5,173,746.00	94,282,845.00
46030	Loans to Others	0.00	0.00	0.00	0.00
46040	Advance to Suppliers and Contractors	3,317,180,252.00	80,000.00	0.00	3,317,260,252.00
46050	Advance to Others	12,995,250.00	500,000.00	0.00	13,495,250.00
46060	Deposit with External Agencies	109,400.00	2,484,442.01	72,257.00	2,521,585.01
46080	Other Current Assets	0.00	0.00	0.00	0.00
	<i>Sub Total</i>	3,409,800,836.54	59,603,862.01	24,891,355.00	3,444,513,343.55
461	Less: Accumulated Provisions against Loans, Advances and Deposits [Schedule B-18 (a)]	0.00	0.00	0.00	0.00
	Total of Loans, Advances, and Deposits	3,409,800,836.54	59,603,862.01	24,891,355.00	3,444,513,343.55



[Signature]
Deputy Commissioner (Finance)
Municipal Corporation, Hapur (G.A.)

Schedule B-18 (a): Accumulated Provisions against Loans, Advances, and Deposits

Account Code	Particulars	Balance as at 31.03.2017 ₹	Balance as at 31.03.2016 ₹
46110	Loans to Others	0.00	0.00
46120	Advances	0.00	0.00
46130	Deposits	0.00	0.00
	Total Accumulated Provision	0.00	0.00

Schedule B-19: Other Assets

Account Code	Particulars	Balance as at 31.03.2017 ₹	Balance as at 31.03.2016 ₹
47010	Deposit Works	439,206,469.00	199,201,871.00
47020	Other asset control accounts	0.00	2,421,304.00
	Total Other Assets	439,206,469.00	201,623,175.00

Schedule B-20: Miscellaneous Expenditure (to the extent not written off)

Account Code	Particulars	Balance as at 31.03.2017 ₹	Balance as at 31.03.2016 ₹
48010	Loan Issue Expenses Deferred	0.00	0.00
48020	Discount on Issue of Loans	0.00	0.00
48030	Deferred Revenue Expenses	0.00	0.00
48090	Others	0.00	0.00
	Total Miscellaneous expenditure	0.00	0.00



[Signature]
Deputy Commissioner (Finance)
Municipal Corporation, Raipur (C.G.)

Schedule IE-1: Tax Revenue

Account Code	Particulars	Year ended 31st March 2017 ₹	Year ended 31st March 2016 ₹
11001	Property tax	459,146,030.00	310,561,967.00
11002	Water tax	200,293,266.00	179,917,596.00
11003	Samekit Kar	96,070,053.00	86,409,823.00
11004	Conservancy Tax	0.00	0.00
11005	Lighting Tax	0.00	0.00
11006	Education tax	0.00	0.00
11007	Vehicle Tax	0.00	0.00
11008	Tax on Animals	0.00	0.00
11009	Electricity Tax	0.00	0.00
11010	Professional Tax	0.00	0.00
11011	Advertisement tax	0.00	0.00
11012	Pilgrimage Tax	0.00	0.00
11013	Export Tax	0.00	0.00
11051	Octroi & Toll	0.00	0.00
11052	Cess (Town Development Cess)	0.00	0.00
11080	Other taxes	39,734,747.00	39,868,206.00
	Sub-total	795,244,096.00	616,757,592.00
	Less		
11090	Tax Remissions and Refund [Schedule IE- 1 (a)]	0.00	0.00
	Sub-total	0.00	0.00
	Total tax revenue	795,244,096.00	616,757,592.00

Schedule IE-1 (a): Remission and Refund of taxes

Account Code	Particulars	Year ended 31st March 2017 ₹	Year ended 31st March 2016 ₹
1109001	Property taxes	0.00	0.00
1109002	Octroi and toll	0.00	0.00
1109003	Cess Income	0.00	0.00
1109004	Advertisement tax	0.00	0.00
1109011	Others	0.00	0.00
	Total refund and remission of tax revenues	0.00	0.00

Schedule IE-2: Assigned Revenues & Compensation

Account Code	Particulars	Year ended 31st March 2017 ₹	Year ended 31st March 2016 ₹
12010	Taxes and Duties collected by others	592,736,452.00	307,737,888.00
12020	Compensation in lieu of Taxes / duties	184,901,950.00	211,944,123.00
12030	Compensations in lieu of Concessions	0.00	0.00
	Total assigned revenues & compensation	777,638,402.00	519,682,011.00

Schedule IE-3: Rental income from Municipal Properties

Account Code	Particulars	Year ended 31st March 2017 ₹	Year ended 31st March 2016 ₹
13010	Rent from Civic Amenities	36,045,675.00	35,497,297.00
13020	Rent from Office Buildings	0.00	0.00
13030	Rent from Guest Houses	17,970.00	19,343.00
13040	Rent from lease of lands	0.00	0.00
13080	Other rents	1,234,800.00	0.00
	Sub-Total	37,298,445.00	35,516,640.00
13090	Less: Rent Remission and Refunds	0.00	0.00
	Sub-total	0.00	0.00
	Total Rental Income from Municipal Properties	37,298,445.00	35,516,640.00

Deputy Commissioner (Finance)
Municipal Corporation, Raipur (C.G.)



Schedule IE- 4: Fees & User Charges - Income head-wise

Account Code	Particulars	Year ended 31st March 2017 ₹	Year ended 31st March 2016 ₹
14010	Empanelment & Registration Charges	10,720.00	0.00
14011	Licensing Fees	18,593,094.00	23,171,433.00
14012	Fees for Grant of Permit	3,171,658.00	38,123,657.00
14013	Fees for Certificate or Extract	0.00	0.00
14014	Development Charges	41,253,391.75	12,552,906.00
14015	Regularization Fees	11,017,803.00	14,828,002.00
14020	Penalties and Fines	185,086.00	5,765,161.00
14040	Other Fees	158,713,265.55	104,149,282.00
14050	User Charges	10,024,457.11	11,022,691.00
14060	Entry Fees	1,043,005.00	1,650,010.00
14070	Service / Administrative Charges	0.00	0.00
14080	Other Charges	335,855.00	0.00
	Sub-Total	244,348,335.41	211,263,142.00
14090	Less: Rent Remission and Refunds	0.00	0.00
	Sub-total	0.00	0.00
	Total income from Fees & User Charges	244,348,335.41	211,263,142.00

Schedule IE-5: Sale & Hire Charges

Account Code	Particulars	Year ended 31st March 2017 ₹	Year ended 31st March 2016 ₹
15010	Sale of Products	0.00	0.00
15011	Sale of Forms & Publications	11,569,165.00	3,335,348.00
15012	Sale of stores & scrap	0.00	0.00
15030	Sale of Others	0.00	1,980.00
15040	Hire Charges for Vehicles	0.00	0.00
15041	Hire Charges for Equipment	80,294.00	0.00
	Total Income from Sale & Hire charges -income head-wise	11,649,459.00	3,337,328.00

Schedule IE-6: Revenue Grants, Contributions & Subsidies

Account Code	Particulars	Year ended 31st March 2017 ₹	Year ended 31st March 2016 ₹
16010	Revenue Grant	219,447,014.00	624,830,044.00
16020	Re-imbursement of expenses	367,500.00	4,214,580.00
16030	Contribution towards schemes	0.00	0.00
	Total Revenue Grants, Contributions & Subsidies	219,814,514.00	629,044,624.00

Schedule IE-7: Income from Investments - General Fund

Account Code	Particulars	Year ended 31st March 2017 ₹	Year ended 31st March 2016 ₹
17010	Interest on Investments	123,022,509.54	136,211,839.00
17020	Dividend	0.00	0.00
17030	Income from projects taken up on commercial basis	0.00	0.00
17040	Profit in Sale of Investments	0.00	0.00
17080	Others	0.00	0.00
	Total Income from Investments	123,022,509.54	136,211,839.00

[Signature]
Deputy Commissioner (Finance)
Municipal Corporation, Raipur (C.G.)



Schedule IE- 8: Interest Earned

Account Code	Particulars	Year ended 31st March 2017 ₹	Year ended 31st March 2016 ₹
17110	Interest from Bank Accounts	49,303,961.56	48,213,081.35
17120	Interest on Loans and advances to Employees	0.00	0.00
17130	Interest on loans to others	0.00	0.00
17180	Other Interest	0.00	0.00
	Total - Interest Earned	49,303,961.56	48,213,081.35

Schedule IE- 9: Other Income

Account Code	Particulars	Year ended 31st March 2017 ₹	Year ended 31st March 2016 ₹
18010	Deposits Forfeited	0.00	0.00
18011	Lapsed Deposits	0.00	0.00
18020	Insurance Claim Recovery	0.00	0.00
18030	Profit on Disposal of Fixed asses	0.00	0.00
18040	Recovery from Employees	0.00	0.00
18050	Unclaimed Refund/ Liabilities	0.00	0.00
18060	Excess Provisions written back	0.00	0.00
18080	Miscellaneous Income	4,826,650.00	28,463,801.56
	Total Other Income	4,826,650.00	28,463,801.56

Schedule IE-10: Establishment Expenses

Account Code	Particulars	Year ended 31st March 2017 ₹	Year ended 31st March 2016 ₹
21010	Salaries, Wages and Bonus	799,599,020.00	821,414,908.86
21020	Benefits and Allowances	18,898,680.00	9,914,235.00
21030	Pension	156,377,807.00	127,463,120.00
21040	Other Terminal & Retirement Benefits	24,859,387.00	6,864,069.00
	Total establishment expenses	999,734,894.00	965,656,332.86

Schedule IE-11: Administrative Expenses

Account Code	Particulars	Year ended 31st March 2017 ₹	Year ended 31st March 2016 ₹
22010	Rent, Rates and Taxes	10,666,491.00	25,694,326.00
22011	Office maintenance	34,394,879.00	17,126,863.00
22012	Communication Expenses	1,735,490.00	1,681,382.00
22020	Books & Periodicals	121,052.00	78,505.00
22021	Printing and Stationery	3,030,078.00	3,378,710.50
22030	Traveling & Conveyance	48,254,844.00	93,861,809.00
22040	Insurance	1,886,529.00	1,778,042.00
22050	Audit Fees	0.00	570,462.00
22051	Legal Expenses	38,307,493.00	13,136,746.00
22052	Professional and other Fees	6,905,840.00	7,898,952.00
22060	Advertisement and Publicity	13,298,919.00	18,013,005.50
22061	Membership & subscriptions	0.00	94,508.00
22080	Other Administrative Expenses	5,535,409.00	4,413,701.00
	Total administrative expenses	164,137,024.00	187,727,012.00


 Deputy Commissioner (Finance)
 Municipal Corporation, Raipur (C.G.)



Schedule IE-12: Operations & Maintenance

Account Code	Particulars	Year ended 31st March 2017	Year ended 31st March 2016
		₹	₹
23010	Power & Fuel	373,500,647.00	293,082,494.00
23020	Bulk Purchases	0.00	0.00
23030	Consumption of Stores	12,974,498.00	28,469,894.00
23040	Hire Charges	11,195,903.00	4,190,214.00
23050	Repairs & Maintenance - Infrastructure Assets	113,942,207.00	204,474,025.50
23051	Repairs & Maintenance - Civic Amenities	40,918,181.00	44,431,783.00
23052	Repairs & Maintenance - Buildings	17,273,753.00	14,796,185.00
23053	Repairs & Maintenance - Vehicles	26,675,623.00	13,011,308.00
23054	Repairs & Maintenance - Furniture	982,508.00	682,055.50
23055	Repairs & Maintenance - Office Equipments	22,389,118.00	15,409,735.00
23056	Repairs & Maintenance - Electrical Appliances	19,745,938.00	7,693,033.00
23057	Repairs & Maintenance - Heritage Building	265,168.00	0.00
23059	Repairs & Maintenance - Others	139,991.00	29,850.00
23080	Other Operating & Maintenance Expenses	176,974,447.00	142,519,981.00
	Total operations & maintenance	816,977,982.00	768,790,558.00

Schedule IE-13: Interest & Finance Charges

Account Code	Particulars	Year ended 31st March 2017	Year ended 31st March 2016
		₹	₹
24010	Interest on Loans From Central Government	0.00	0.00
24020	Interest on Loans From State Government	0.00	0.00
24030	Interest on Loans From Government Bodies & Associations	0.00	0.00
24040	Interest on Loans From International Agencies	0.00	0.00
24050	Interest on Loans From Banks & Other Financial Institutions	0.00	0.00
24060	Other Interest	0.00	0.00
24070	Bank Charges	321,819.16	143,902.74
24080	Other Finance Expenses	6,725,682.00	3,674,377.00
	Total Interest & Finance Charges	7,047,501.16	3,818,279.74

Schedule IE-14: Programme Expenses

Account Code	Particulars	Year ended 31st March 2017	Year ended 31st March 2016
		₹	₹
25010	Election/Census Expenses	10,000.00	61,565.00
25020	Own Programs	5,604,474.00	7,194,115.00
25030	Share in Programs of others	0.00	100,000.00
	Total Programme Expenses	5,614,474.00	7,355,680.00

Schedule IE-15: Revenue Grants, Contributions & Subsidies

Account Code	Particulars	Year ended 31st March 2017	Year ended 31st March 2016
		₹	₹
26010	Grants	109,945,651.00	191,315,094.00
26020	Contributions	0.00	0.00
26030	Subsidies	794,000.00	772,361.00
	Total Revenue Grants, Contributions & Subsidies	110,739,651.00	192,087,455.00

[Signature]
Deputy Commissioner (Finance)
Municipal Corporation, Raipur (C.G.)



Schedule IE-16: Provisions & Write off

Account Code	Particulars	Year ended 31st March 2017 ₹	Year ended 31st March 2016 ₹
27010	Provisions for doubtful receivables	0.00	0.00
27020	Provision for other Assets	0.00	0.00
27030	Revenues written off	0.00	0.00
27040	Assets written off	0.00	0.00
27050	Miscellaneous Expense written off	0.00	0.00
	Total Provisions & Write off	0.00	0.00

Schedule IE-17: Miscellaneous Expenses


Account Code	Particulars	Year ended 31st March 2017 ₹	Year ended 31st March 2016 ₹
27110	Loss on Disposal Of Assets	0.00	0.00
27120	Loss on Disposal Of Investments	0.00	0.00
27180	Other Miscellaneous Expenses	0.00	0.00
	Total Miscellaneous expenses	0.00	0.00


Schedule IE-17A: Depreciation

Account Code	Particulars	Year ended 31st March 2017 ₹	Year ended 31st March 2016 ₹
	Depreciation on Complete Assets		
	Land and Building		
	Land	0.00	0.00
	Lake and Ponds	0.00	0.00
27220	Buildings	87,534,708.50	80,846,868.87
	Heritage Buildings	0.00	0.00
	Infrastructure Assets		
27230	Roads and Bridges	532,717,946.06	614,492,137.70
27231	Sewerage and drainage	205,235,264.73	194,912,625.20
27232	Water ways	33,524,791.41	31,849,631.36
27233	Public Lighting	9,443,271.15	8,495,386.25
27234	Bridges	7,322,711.26	6,658,448.09
	Other assets		
27240	Plants & Machinery	12,470,213.95	17,219,161.70
27250	Vehicles	28,529,474.95	23,306,999.20
27260	Office & other equipment	5,762,526.30	5,586,911.85
27270	Furniture, Fixtures, electrical appliances	10,798,742.15	10,287,001.50
27280	Other Fixed Assets	933,350.45	619,553.45
27290	Live stock	0.00	0.00
	Total of Depreciation	934,273,000.92	994,274,725.17

Schedule IE-18: Prior Period Items (Net)

Account Code	Particulars	Year ended 31st March 2017 ₹	Year ended 31st March 2016 ₹
18500	Income		0.00
18510	Taxes Other - Revenues	0.00	0.00
	Recovery of revenues written off	0.00	0.00
18540	Other income	323,429.00	90,627,045.00
	Sub - Total Income (a)	323,429.00	0.00
28500	Expenses	153,481.00	
28550	Refund of Taxes	0.00	0.00
28560	Refund of Other Revenues	0.00	0.00
28580	Other Expenses	0.00	0.00
	Sub - Total Expenses (b)	153,481.00	0.00
	Total Prior Period (Net) (a-b)	169,948.00	-


 Deputy Commissioner (Finance)
 Municipal Corporation, Raipur (C.G.)


 Bhatia & Muzumdar
 Chartered Accountants

RAIPUR MUNICIPAL CORPORATION

SIGNIFICANT ACCOUNTING POLICIES AND NOTES TO ACCOUNTS

Background:

Urban Local Bodies (ULB) were maintaining its financial statements on cash based single entry system, and accordingly there was a limitation on the flow of information and several objectives of financial and accounting controls were not met.

With a view to bring more transparency in the process and The need for better financial recording and control systems is imperative for modern-day ULBs to function as effective and efficient institutions of public service delivery. Presently, ULBs are following the single entry cash based system of accounting, which leaves a lot to be desired for in this day of need for heightened transparency and accountability in ULB decision making.

Raipur Municipal Corporation has decided to migrate its books of accounts from present cash based single entry system to Accrual Based Double Entry Accounting system and has prepared its first ever balance sheet as at April 1, 2008, in the prescribed format and details as provided in the National Municipal Accounting Manual. ULB will follow the accounting year which begins on April 1 of every calendar year and closes on March 31, next calendar year.

B-21A Significant Accounting Policies :

(a) Fixed Assets

- Fixed Assets are stated at cost of acquisition inclusive of duties taxes, incidental expenses, erection / commissioning expenses and technical know-how fees etc. up to the date the asset is put to use, less accumulated depreciation and impairment losses, if any. Further, costs of improvement are considered in the fixed assets, if such improvement results into increase in the efficiency and original estimated life of the assets.
- Machinery spares which can be used only in connection with an item of fixed asset and whose use as per technical assessment is expected to be irregular, are capitalized and depreciated over the residual useful lives of the respective assets.
- The carrying amounts of assets are reviewed at each balance sheet date to determine if there is any indication of impairment based on external / internal factors. An impairment loss is recognized wherever the carrying amount of an asset exceeds its recoverable amount which represents the greater of the net realizable value and 'Value in use' of the respective assets. The estimated future cash flows considered for determining the value in use are discounted to their present value at the weighted average cost of capital.
- Assets awaiting disposal are valued at lower of written down value and net realizable value and disclosed separately.
- An increase in net book value arising on revaluation is credited to a separate reserve account under the Municipal fund as 'Revaluation Reserve Account'. A decrease in net book value arising on revaluation of fixed assets is charged to Income and Expenditure accounts.
- Expenditure in the nature of repairs and maintenance incurred to maintain the asset and sustain its functioning or the benefit of which is for less than a year, is charged off as Revenue Expenditure.
- Assets recorded in the register but not physically available is written off after a period of five years.


Deputy Commissioner (Finance)
Municipal Corporation, Raipur (C.G.)



RAIPUR MUNICIPAL CORPORATION

SIGNIFICANT ACCOUNTING POLICIES AND NOTES TO ACCOUNTS

- Lands that are acquired free of cost from the government or provided by individuals or institutions under endowment for specific purposes are priced at a nominal value of Re 1 as a symbolic cost. Where the ownership of the lands has not been transferred in favor of the ULB, but the land is in the permissive possession of the ULB, such lands is included in the Register of Land at nominal value. Cost of developing such vested lands, if any, is booked under the subhead 'land'.
- All lands that are under encroachment and belonging to the ULB and where it is not possible to have the land evacuated, appropriate provision is made on the cost of land. If the encroachment is for more than two years, provision equal to ninety percent (90%) of the carrying amount is made.
- Parks and Playgrounds is capitalized under two categories: (i) Land pertaining to Parks and Playgrounds including the cost of development of land that is booked under 'Land', and (ii) other amenities to Parks and Playgrounds is capitalized under the sub-head 'Parks and Playgrounds'. However, any building /structures/ plant and machinery etc. constructed/ installed in the Parks and Playgrounds and used for other purposes is booked under the appropriate heads/ sub-heads of assets
- If and when revaluation of asset is carried out, the value assigned upon revaluation of a class of assets does not result in the net book value of that class being greater than the recoverable amount of the assets of that class. Revaluation reserve is reduced by transfer of equivalent amount of depreciation charged on the revalued portion of the cost of the fixed assets.
- Statues and Heritage Assets - Statues and valuable works of art are valued at the original cost and no depreciation is charged thereon. In case, however, the original cost is not available or the items have been gifted to the ULB by some other person/ authorities, a nominal value of Re 1 is taken. Heritage buildings declared through Gazette Notification is booked under this head and is valued at book value/cost of the material date. No depreciation is charged on such buildings. In case of capital improvements after the building has been so notified, depreciation at the normal rate of buildings is charged. Wherever, the book value /cost is not available or the items have been gifted to the ULB by some other person/ authorities, the value is taken at Re 1. Material date in this case would be the date of Gazette Notification.
- Intangible assets include computer software, which is valued at cost plus cost of staff time and consultants costs incurred, in implementing the software, if any. It is capitalized, only when the intangible asset is developed, and which is used by ULB over a period of time to derive economic benefits from it. In case it is not so, the entire amount is charged to revenue, in the year in which it is incurred. The intangible assets acquired are depreciated over a period of five years or useful life, whichever is earlier.

(b) Depreciation

- Depreciation on Fixed Assets is provided on Straight Line Method at the rates arrived at on the basis of their useful life of the respective assets, lives.
- Depreciation includes the amount amortized in respect of leasehold land over the respective lease period.
- In case of impairment, if any, depreciation is provided on the revised carrying value of the asset over its remaining useful life.
- All assets costing less than Rs.5000 (Rupees Five thousands) is expensed/charged to Income & Expenditure Account in the year of purchase.


Deputy Commissioner (Finance)
Municipal Corporation, Raipur (C.G.)



RAIPUR MUNICIPAL CORPORATION

SIGNIFICANT ACCOUNTING POLICIES AND NOTES TO ACCOUNTS

- Depreciation is provided at full rates for assets, which are purchased / constructed before October 1 of an Accounting Year. Depreciation is provided at half the rates for assets, which are purchased / constructed on or after October 1 of an Accounting Year.
- Depreciation is provided at full rates for assets, which are disposed on or after October 1 of an Accounting Year. Depreciation is provided at half the rates for assets, which are disposed before October 1 of an Accounting Year.
- Depreciation on assets on which government grant has been received, is calculated on the gross value of fixed asset i.e. without deducting the grant amount from asset value. The grant so received is charged to the income and expenditure statement in the same proportion as the depreciation charged on such assets.

(c) Deposits

- The Earnest Money Deposit and Security Deposit received if forfeited is recognized as income when the right for claiming refund of deposit has expired.
- Deposit received under Deposit works is treated as a liability till such time the projects for which money is received is completed. Upon completion of the projects, the cost incurred against it is reduced from the liability.

(d) Provisions


- A provision is recognized when an enterprise has a present obligation as a result of past event and it is probable that an outflow of resources will be required to settle the obligation, in respect of which a reliable estimate can be made.
- Provisions made in terms of Accounting Standard 29 are not discounted to its present value and are determined based on the management estimates required to settle the obligation at the balance sheet date. These are reviewed at each balance sheet date and adjusted to reflect the current management estimates.

(e) Investments

- Investments that are readily realizable and intended to be held for not more than a year are classified as current investments. All other investments are classified as long-term investments. Current investments are carried at lower of cost and fair value determined on an individual investment basis. Long-term investments are carried at cost. However, provision for diminution in value is made to recognize a decline other than temporary in the value of the investments.
- Profit/loss, if any, arising on disposal of investment (net of selling expense such as commission, brokerage, etc.) from the Municipal Fund is recognized in the year when such disposal takes place.
- Income on investments made from Special Fund and Grants under specific Scheme is recognized and credited to Special Fund and Grants under Specific Scheme respectively, whenever accrued. Profit/loss, if any, arising on disposal of investments (net of selling expense such as commission, brokerage, etc.) made from the Special Fund and Grants under specific Scheme is recognized and credited/debited to Special Fund Account and Grant under specific scheme Account respectively.

(f) Special Funds

- Special Funds is treated as a liability.
- Income on investments made from Special Fund is recognized and credited to Special Fund, whenever accrued. Profit/loss, if any, arising on disposal of investments made from the Special Fund is recognized and credited/debited to Special Fund Account.


Deputy Commissioner (Finance)
Municipal Corporation, Raipur (C.G.)



RAIPUR MUNICIPAL CORPORATION

SIGNIFICANT ACCOUNTING POLICIES AND NOTES TO ACCOUNTS

- Any expenditure of a revenue nature, which is incurred specifically on scheme/project for which a Special Fund has been created, is charged to that Special Fund.
- On completion of the construction of a fixed asset and/or on acquisition of a fixed asset out of a Special Fund, the amount equivalent to the cost of such fixed asset is transferred from the respective Special Fund to the Grant against Asset Account. Amount proportionate to depreciation of the asset is credited to the Income and Expenditure Account every year Depreciation on assets on which government grant has been received, is calculated on the gross value of fixed asset i.e. without deducting the grant amount from asset value. The grant so received is charged to the income and expenditure statement in the same proportion as the depreciation charged on such assets.

(g) Income from the following are booked as and when they become accrue and due for collection

- Property and Other Related Taxes e.g. Integrated tax, sanitation including surcharge
- Water Tax, Water Supply Charges, Meter Rent, Sewerage charge and Disposal charges
- Notice Fee, Warrant Fee and Other Fees
- Solid Waste management fee and charges
- Rents from municipal properties
- Trade License Fees
- Advertisement fee
- Rent of equipment provided to the contractors
- Notice Fee, Warrant Fee and Other Fees
- Interest on investments is recognized as and when due. At period ends, interest is accrued proportionately.
- Any Other income, in respect of which demand is ascertainable

(h) Income from the following are booked on actual receipt basis

- Connection Charges for Water Supply, Water Tanker Charges and Road Damage Recovery Charges, Penalties
- One time Trade License Fees
- Profession Tax on Organizations / entities
- Property Transfer Charges
- Revenue in respect of collection charges or share in collection made by ULB or by any other agency on behalf of State Government is recognized on actual receipt from the state government.
- Revenue in respect of Hospital fees, maternity homes fees, diagnostic center fees and dispensaries fees, Hospital training fees, Rent and/or hire charges in respect of ambulance, hearse, suction unit, vehicle and road roller, Sale of waste and scrap where applicable is recognized on actual receipt.
- Interest element and Penalties, if any, in demand is reckoned only on receipt.
- Dividend on investments is recognized on actual receipt.
- Other Incomes, which are of an uncertain nature or for which the amount is not ascertainable or where demand is not raised in regular course of operations


Deputy Commissioner (Finance)
Municipal Corporation, Raipur (C.G.)



RAIPUR MUNICIPAL CORPORATION

SIGNIFICANT ACCOUNTING POLICIES AND NOTES TO ACCOUNTS

(i) Prior Period Income/Other Adjustments

- Refunds, remissions of taxes for the current year is adjusted against the income and if pertain to previous years then it is treated as prior period item.
- Write-offs of taxes is adjusted against the provisions made and to that extent recoverable gets reduced.
- Demands raised with retrospective effect are treated as prior period income to the extent it pertains to earlier years.
- Demand raised arising out of change in self-assessment of properties is treated as 'Change in Demand' and is accounted for as income relating to previous year to the extent it pertains to earlier years.
- Any additional provision for demand outstanding required to be made during the year is recognized as expenditure and any excess provision written back during the year is recognized as income.
- Refunds, remissions of all kind of incomes for the current year is adjusted against the income and if pertain to previous years then it is treated as prior period item.
- Write-offs of Other Incomes is adjusted against the provisions made and to that, extent recoverable is reduced.
- Any subsequent collection or recovery of all kinds of receivables which were already written off is recognized as a 'Prior Period Income'.
- Any additional provision for demand outstanding (net on overall basis) required to be made during the year is recognized as expenditure and any excess provision written back during the year is recognized as income of the ULB.
- All 'Assigned Revenues' like compensation in lieu of octroi, state finance commission, stamp duty, Surcharge on transfer of Immovable properties, is accounted during the year on actual receipt basis. However, at year-end, if the sanction orders for release of funds were issued and funds actually remitted, such amount will be accrued as income for the year.

(j) Revenue Grant

- General purpose Grants, mainly from the state government are of a revenue nature and is recognized as incomes on actual receipt basis.
- Grants received or receivable in respect of specific revenue expenditure is recognized as income in the accounting year in which the corresponding revenue expenditure is charged.

(k) Capital Grant

- Grants received towards capital expenditure (these are generally from State Government) is accounted on actual receipt basis as a liability. The amount utilized is transferred to the Capital Account.
- Capital Grants received as a nodal agency or as implementing agency for an intended purpose, which does not, result in creation of assets with ownership rights for the ULB is treated as a liability till such time it is used for the intended purpose.
- Grants in the form of non-monetary assets are accounted for on the basis of the acquisition cost. In case a non-monetary asset is received free of cost, it is recorded at a nominal value.
- Income on investments made from 'Specific Grants received in advance' is recognized and credited to the Specific Grant, whenever accrued. Profit/loss, if any, arising on disposal of investments made from the 'Specific Grant received in advance' is also recognized and credited/debited to the Specific Grant.


Deputy Commissioner (Finance)
Municipal Corporation, Raipur (C.G.)



RAIPUR MUNICIPAL CORPORATION

SIGNIFICANT ACCOUNTING POLICIES AND NOTES TO ACCOUNTS

(l) Inventory

- Expenditure in respect of material, equipment, etc., procured is recognized on accrual basis, i.e., on admission of bill by the ULB in relation to materials, equipment, etc., delivered. The cost of inventories includes the purchase price including the expenditure incurred to bring the inventories to its present location and condition i.e. freight inward, duties and taxes, etc.
- The stock as at the close of the year is valued at cost following the valuation method - FIFO 'First in first out'.
- Value of store, material disposed of/ sold is recognized on actual receipt basis. Inventories of consumable supplies such as stationery, fuel is treated as expenditure and charged to revenue at the time of purchase.

(m) Employees Benefits

- Expenses on Salaries and other allowances including statutory deductions are recognized as and when they are due for payment.
- Gratuity is calculated upon retirement of the employee and will be due then.
- Leave encashment is recognized on actual payment basis.
- Pension is recognized on actual payment basis where Actuarial valuation is not adopted.
- Bonus, ex-gratia, overtime allowance, other allowances and reimbursements to the employees is recognized as an expense as and when they are accrued.
- Contribution due towards Pension and other retirement benefit funds is recognized as an expense and a liability. State Government defines the rate of contribution.

(n) Other Revenue Expenditures

- Other Revenue Expenditures is treated as expenditures in the period in which they are incurred.
- Provisions are made at the year-end for all bills received up to a cut-off date.
- Any expenditure for which the payment has been made in the current period but the benefit and/or service is likely to arise in a future period is treated as expenditure for the period in which its benefit arises and/or services are received.
- The expenditure for the current period includes the proportionate value of the benefits and/or services arising in the current period even if the payment therefore has been made in the previous period.
- Interest expenditure on loan is recognized on accrual basis.

(o) Borrowing Costs

- Borrowing costs that are directly attributable to the acquisition or construction of qualifying assets are capitalized until the time all substantial activities necessary to prepare the qualifying assets for their intended use are complete. A qualifying asset is one that necessarily takes substantial period of time to get ready for its intended use. All other borrowing costs are charged to revenue.


Deputy Commissioner (Finance)
Municipal Corporation, Raipur (C.G.)



RAIPUR MUNICIPAL CORPORATION

SIGNIFICANT ACCOUNTING POLICIES AND NOTES TO ACCOUNTS

(p) Leases and Hire Purchase

Where the ULB is the lessee

- Finance leases, which effectively transfer to the ULB substantially all the risks and benefits incidental to ownership of the leased item, are capitalized at the lower of the fair value and present value of the minimum lease payments at the inception of the lease term and disclosed as leased assets. Lease payments are apportioned between the finance charges and reduction of the lease liability based on the implicit rate of return. Finance charges are charged directly against income. Lease management fees, legal charges and other initial direct costs are capitalized.
- If there is no reasonable certainty that the ULB will obtain the ownership by the end of the lease term, capitalized leased assets are depreciated over the shorter of the estimated useful life of the asset or the lease term.
- Leases where the lessor effectively retains substantially all the risks and benefits of ownership of the leased item, are classified as operating leases. Operating lease payments are recognized as an expense in the Profit and Loss account on a straight-line basis over the lease term.

Where the ULB is the lessor

- Assets given under a finance lease are recognized as a receivable at an amount equal to the net investment in the lease. Lease rentals are apportioned between principal and interest on the IRR method. The principal amount received reduces the net investment in the lease and interest is recognized as revenue. Initial direct costs such as legal costs, brokerage costs, etc. are recognized immediately in the Profit and Loss Account.
- Assets subject to operating leases are included in fixed assets. Lease income is recognized in the Profit and Loss Account on a straight-line basis over the lease term. Costs, including depreciation are recognized as an expense in the Profit and Loss Account. Initial direct costs such as legal costs, brokerage costs, etc. are recognized immediately in the Profit and Loss Account.

Where the ULB is a purchaser under Hire purchase Scheme

- The purchase price is capitalized as the cost of fixed assets.
- Hire Purchase (HP) installments are apportioned between the finance charge and the reduction of the principal outstanding. The finance charge is allocated so as to produce a constant periodic rate of interest on the remaining balance of the liability;
- The total amount of interest portion out of the 'HP Payable' is accounted by debiting to a control account under current assets. This amount is adjusted on accounting of finance charges.
- The depreciation principle for assets purchased under HP is consistent with that for owned assets.

Where the ULB is a seller under Hire purchase Scheme

- The sale price (including the interest portion) is accounted as receivable from HP agreement;
- HP installments is apportioned between the interest income and the reduction of the principal amount receivable (the finance income is allocated so as to produce a constant periodic rate of interest on the remaining balance of the receivable);
- The total amount of interest portion out of the 'HP Receivable' is accounted by crediting to a control account under current assets. This amount is adjusted while accounting for finance charge.


Deputy Commissioner (Finance)
Municipal Corporation, Raipur (C.G.)



RAIPUR MUNICIPAL CORPORATION

SIGNIFICANT ACCOUNTING POLICIES AND NOTES TO ACCOUNTS

B-21B Notes to Accounts

Use of Estimates

The preparation of financial statements in conformity with accounting guidelines as per NMAM requires municipality to make estimates and assumptions that affect the reported balances of assets and liabilities and also disclosures relating to contingent liabilities as at the date of the financial statements and reported such estimates relied upon includes useful lives of fixed assets etc. Differences between actual result and estimates are recognized in the period in which the results are known/materialized.

Creation of Municipal General Fund

Preparation of Opening Balance Sheet as on 01.04.2008 was the starting point for conversion of the accounting system of municipality from cash to accrual basis and from single to double entry system, which required municipality to determine the value as on that date, of all the assets and liabilities belonging to the municipality. Under the accounting system followed by the municipality so far, no formal ledger was maintained and consequently no balances of assets and liabilities were carried over. Moreover, no concept of Equity/Propriety/Municipal Fund was there in existence. But for opening balance sheet purpose municipality identified assets and liabilities as on 01.04.2008 and excess or otherwise of opening balances of assets over opening balances of liabilities was recognized as Municipal General Fund as per relevant accounting guidelines provided in NMAM.

Grants & Contribution for Specific Purposes: Few grant registers have not been prepared / maintained properly as a result we have prepared a reconciliation statement to address the difference.

Realization of debtors: The collection details of Property tax, Samekit kar and Water Tax as per the "demand patrak" (Rs.8240.61 lakhs) does not reconciles with the collection as per cash book (Rs.8281.61 lakhs). Similarly collection details of rental income as per demand patrak (Rs 283.78) does not reconciles with the collection details as per cash book (Rs284.12) As such the closing balance of the receivable also differs to that extent.

Capital work In Progress (CWIP): The CWIP which are noted to be unmoved since last three years, have been capitalized during the year, due to non-availability of information / work completion certificates at ULBs.

Provisions of doubtful debts

As per the information available with the ULB the total arrear income (comprising of property & other taxes and other sources) for Rs.85362550 outstanding as on 31st March 2017. The ULB is in the process of compiling the age wise records of all receivables related to assesses and hence the entire amount of outstanding arrear income has been classified under the age bracket of "less than 3 year". As per the NMAM guidelines provision at the prescribed rates (refer table below) is required to be recognized on total arrears of income based on the age analysis. The management is confident of recovery of the entire amount from the respective assesses and hence no provision has been considered necessary in this regard. Necessary


Deputy Commissioner (Finance)
Municipal Corporation, Raipur (C.G.)



RAIPUR MUNICIPAL CORPORATION

SIGNIFICANT ACCOUNTING POLICIES AND NOTES TO ACCOUNTS

provision, if any will be provided in the financial statement of subsequent period based on case-to-case basis.

Service / Activity	< 2 years	2 to 3 years	3 to 4 years	4 to 5 years	>5 years
Property, and related, taxes	Nil	25%	50%	75%	100%
Water, sewerage, solid waste management fee and charges	Nil	25%	50%	75%	100%
Lease, rentals	25%	25%	50%	75%	100%
All other accrued revenue	25%	50%	100%	100%	100%
Closed, sick industries, establishment	100%				

Cash at Bank

Bank Reconciliation Statement (BRS) has been prepared for all the bank accounts of the ULB as on 31st March 2017. Summary of bank balance as per cash book (tally) and as per bank statement are given in the following table.

Sr. No.	Name of Bank Account	Balance as per Tally 31.3.2017	Balance as per Bank 31.3.2017	Difference	Remarks
	RMC (Head Office)				
1	ALLAHBAD BANK 3073	(27,31,583.56)	1,04,641.44	(28,36,225.00)	OK
2	ALLAHBAD BANK 3073(Auto Sweep)	1,04,45,59,992.00	1,04,45,59,992.00	-	OK
3	BANK OF BARODA 8264	24,642.61	24,642.61	-	OK
4	BANK OF BARODA 8264(Auto Sweep)	2,37,90,000.00	2,37,90,000.00	-	OK
5	BANK OF INDIA TATYAPARA 935410110002572	5,62,492.00	5,62,492.00	-	OK
6	Bank of Baroda TatyaPara 31810100000044	5,43,328.00	5,43,328.00	-	
7	Bank of Baroda Main Branch 05100100006296	64,89,795.00	64,89,795.00	-	OK
8	Bob 7113	2,87,162.50	2,87,162.50	-	OK
9	Bob 7114	31,52,702.00	31,52,702.00	-	OK
10	Bank of Baroda Pandri Branch 17380100007115	14,47,721.00	14,47,721.00	-	
11	Bank Of Baroda(NULM)- 12419	26,14,268.00	26,14,268.00	-	OK
12	Canara Bank 27713 (NULM)	4,45,843.00	4,45,843.00	-	OK
13	Canara Bank Telibandha Branch 2555101004262	4,133.00	4,133.00	-	OK
14	Canara Bank - 51356	1,18,898.00	1,18,898.00	-	OK


 Deputy Commissioner (Finance)
 Municipal Corporation, Raipur (C.G.)



RAIPUR MUNICIPAL CORPORATION

SIGNIFICANT ACCOUNTING POLICIES AND NOTES TO ACCOUNTS

15	Canara Bank(Rajinama Sulk)-381101026692	27,32,921.00	27,32,921.00	-	
16	CBI13844	14,36,870.25	14,36,870.25	-	OK
17	Central Bank of India-2370/1401	36,525.64	36,525.64	-	
18	CBI-1692193971	70,20,360.00	70,20,360.00	-	
19	CBI1261383124	5,79,565.00	5,79,565.00	-	
20	CBI 1692242296	28,21,352.00	28,21,352.00	-	OK
21	CBI (Dumartarai Market)-4850	8,41,04,154.70	8,41,04,154.70	-	OK
22	CBI83612	4,63,960.00	4,63,960.00	-	OK
23	CBI88214	6,00,538.77	6,00,538.77	-	OK
24	CBI New A/C -8699	16,550.00	16,550.00	-	OK
25	CBI -A/C -3244258699 (Auto Sweep)	8,89,822.00	8,89,822.00	-	
26	CBI- (R Paschim)-3211868670	21,153.50	21,153.50	-	OK
27	CBI- (R Paschim)-3211868670 (Auto Sweep)	2,95,65,606.00	2,95,65,606.00	-	OK
28	DENA BANK-018810010410	4,378.00	4,378.00	-	OK
29	DENA BANK 018810010433	34,94,375.00	34,94,375.00	-	OK
30	DENA BANK 10577	26,519.00	26,519.00	-	Ok
31	Dena Bank 10577(Auto Sweep)	26,45,000.00	26,45,000.00	-	Ok
32	DENA BANK 23776	25,258.00	25,258.00	-	Ok
33	DENA BANK 23776(AUTOSWEEP)	30,000.00	30,000.00	-	
34	Dena Bank-148410032470	10,81,39,457.95	10,81,39,457.95	-	OK
35	DENA BANK-32643	(31,98,026.64)	(31,98,026.64)	-	OK
36	DENA BANK-32643 (Auto Sweep)	2,62,70,000.00	2,62,70,000.00	-	OK
37	Dena Bank-42793	27,682.00	27,682.00	-	OK
38	Dena Bank-42793(AUTOSWEEP)	10,45,000.00	10,45,000.00	-	
39	Dena Bank-42794	25,580.00	25,580.00	-	Ok
40	Dena Bank 42794 (Auto Sweep)	3,31,10,000.00	3,31,10,000.00	-	Ok
41	Dena Bank-42795	28,271.00	28,271.00	-	Ok
42	Dena Bank 42795 (Auto Sweep)	22,95,000.00	22,95,000.00	-	Ok
43	Dena Bank-suder nagar 129310042796	(99,026.05)	27,939.95	(1,26,966.00)	Ok

Deputy Commissioner (Finance)
Municipal Corporation, Raipur (C.G.)



RAIPUR MUNICIPAL CORPORATION

SIGNIFICANT ACCOUNTING POLICIES AND NOTES TO ACCOUNTS

44	Dena Bank-suder nagar 129310042796 (Auto Sweep)	1,72,10,000.00	1,72,10,000.00	-	
45	DENA BANK 6180	28,079.00	28,079.00	-	Ok
46	DENA BANK 6180 (Auto Sweep)	29,50,000.00	29,50,000.00	-	OK
47	DENA BANK (GIS) 32469	28,633.50	28,633.50	-	Ok
48	DENA BANK (GIS) 32469(AUTOSWEEP)	15,30,000.00	15,30,000.00	-	
49	ALLAHABAD BANK-63569	2,49,711.00	2,49,711.00	-	
50	IOB 3333	18,45,729.50	18,45,729.50	-	Ok
51	IOB3334	2,54,887.00	2,54,887.00	-	Ok
52	Oriental Bank of Commerce Collectorate Branch 09721010000110	3,02,431.00	3,02,431.00	-	
53	OBC 18680	14,92,152.60	14,92,152.60	-	OK
54	Oriental Bank of Commerce tatyapara 11002919	4,53,737.00	4,53,737.00	-	OK
55	PNB - 1169	18,84,79,334.45	18,84,79,334.45	-	OK
56	PNB 12-11	(77,00,997.23)	5,96,314.77	(82,97,312.00)	OK
57	PNB 12-11(AUTOSWEEP)	10,76,00,000.00	10,76,00,000.00	-	
58	PNB - 65830	1,11,59,576.65	1,11,59,576.65	-	OK
59	Punjab National Bank Katora Talab 01000074078	3,82,556.00	3,82,556.00	-	OK
60	Punjab National Bank Katora Talab 01000074078(AUTOSWEEP)	40,98,000.00	40,98,000.00	-	
61	Punjab National Bank Katora Talab 01000074829	(58,38,022.00)	40,56,194.00	(98,94,216.00)	OK
62	Punjab National Bank Katora Talab 01000074829(AUTOSWEEP)	1,65,14,340.00	1,65,14,340.00	-	
63	PNB Bank (KATORA TALAB) - 324600100073051	6,95,48,992.00	6,95,48,992.00	-	OK
64	PNB Bank-2346	77,06,439.94	77,06,439.94	-	ok
65	SBI 23352	1,21,072.70	1,21,072.70	-	ok
66	SBI Indoere -5908	2,19,75,471.50	2,65,66,298.50	(45,90,827.00)	ok
67	SBI Indoere -5908(Auto Sweep)	22,69,69,358.95	22,69,69,358.95	-	
68	SBI INDOR 7712	66,285.03	66,285.03	-	OK
69	SBI INDORE 53015405420	16,84,968.91	16,84,968.91	-	OK
70	SBI INDORE 53015395895	2,98,744.50	2,98,744.50	-	OK


Deputy Commissioner (Finance)
Municipal Corporation, Raipur (C.G.)



RAIPUR MUNICIPAL CORPORATION

SIGNIFICANT ACCOUNTING POLICIES AND NOTES TO ACCOUNTS

71	SBI INDORE 53015397938	8,19,476.09	8,19,476.09	-	OK
72	SBI Main- 10822705355	4,31,24,871.69	4,31,24,871.69	-	OK
73	UBI - 10920	(30,79,808.68)	11,36,276.32	(42,16,085.00)	OK
74	Ubi 10920 (Auto Sweep)	11,83,50,000.00	11,83,50,000.00	-	OK
75	UBI - 205-01	3,59,787.80	10,39,260.80	(6,79,473.00)	OK
76	UBI - 205-01(Auto Sweep)	7,27,586.00	7,27,586.00	-	OK
77	UBI 205-104	1,76,86,180.00	2,49,97,307.00	(73,11,127.00)	OK
78	UBI 205-114	5,96,698.40	5,96,698.40	-	OK
79	UBI 205-12	58,095.00	58,095.00	-	OK
80	Ubi 205-12(Auto Sweep)	1,35,000.00	1,35,000.00	-	OK
81	UBI - 205-20	69,74,983.00	69,74,983.00	-	OK
82	UBI - 205-20(Auto Sweep)	1,07,45,000.00	1,07,45,000.00	-	OK
83	Ubi 205-27	6,59,530.00	6,59,530.00	-	OK
84	Ubi 205-27(Auto Sweep)	1,72,50,000.00	1,72,50,000.00	-	OK
85	UBI - 205-28	13,28,043.00	13,28,043.00	-	OK
86	UBI - 205-28(Auto Sweep)	2,56,10,000.00	2,56,10,000.00	-	OK
87	Ubi 205-36	11,92,704.00	11,92,704.00	-	OK
88	Ubi 205-36(Auto Sweep)	1,54,40,000.00	1,54,40,000.00	-	OK
89	UBI 205-37	(3,25,213.00)	83,363.00	(4,08,576.00)	OK
90	UBI 205-37(Auto Seep)	15,30,000.00	15,30,000.00	-	OK
91	UBI 205-50	6,47,095.00	6,47,095.00	-	OK
92	UBI 205-50(Auto Sweep)	76,30,000.00	76,30,000.00	-	OK
93	UBI-205-51	3,93,588.00	3,93,588.00	-	OK
94	UBI-205-51(Auto Sweep)	1,14,55,000.00	1,14,55,000.00	-	OK
95	UBI 205-59	3,04,264.00	3,04,264.00	-	OK
96	UBI 205-59(Auto Sweep)	30,80,000.00	30,80,000.00	-	OK
97	UBI 205-90	19,09,949.00	19,09,949.00	-	OK
98	UBI 205-90(Auto Sweep)	1,28,20,000.00	1,28,20,000.00	-	OK
99	UBI 50001	6,60,370.00	6,60,370.00	-	Ok
100	UBI 50003	25,40,533.00	28,08,237.00	(2,67,704.00)	OK
101	UBI 50003 AUTO SWEEP	25,00,000.00	25,00,000.00	-	OK
102	UBI - 816212	13,14,091.30	13,14,091.30	-	OK
103	UBI - 816212(Auto Sweep)	5,97,20,000.00	5,97,20,000.00	-	OK
104	UBI Bank 205-101	4,85,265.00	4,85,265.00	-	OK
105	UBI BANK 205-46	1,47,767.00	1,47,767.00	-	OK
106	UBI BANK 205-46(Auto Sweep)	10,90,000.00	10,90,000.00	-	OK
107	UBI BANK 205-98	58,105.00	58,105.00	-	OK
108	UBI BANK 205-98(Auto Sweep)	6,70,000.00	6,70,000.00	-	OK
109	Ubi Jawahar Nagar 205-78	11,23,803.00	11,23,803.00	-	OK
110	Ubi Jawahar Nagar 205-78(Auto Sweep)	80,30,000.00	80,30,000.00	-	OK
111	Ubi Purani Basti 205-18	1,74,458.00	1,74,458.00	-	OK

[Signature]
Deputy Commissioner (Finance)
Municipal Corporation, Raipur (C.G.)



RAIPUR MUNICIPAL CORPORATION

SIGNIFICANT ACCOUNTING POLICIES AND NOTES TO ACCOUNTS

112	Ubi Purani Basti 205-18(Auto Sweep)	49,30,000.00	49,30,000.00	-	Ok
113	Ubi Shankar Nagar 205-39	12,18,248.00	12,18,248.00	-	OK
114	Ubi Shankar Nagar 205-39 (Auto Sweep)	19,16,80,000.00	19,16,80,000.00	-	OK
115	Ubi Shankar Nagar 217-09	10,12,270.00	10,21,870.00	(9,600.00)	OK
116	Ubi Shankar Nagar 217-09(Auto Sweep)	3,04,45,000.00	3,04,45,000.00	-	OK
117	Axis Bank-Debendra Nagar 915010046111034	22,51,20,919.00	22,59,94,091.00	(8,73,172.00)	OK
118	AXIS Bank - 167642	1,09,40,070.04	1,09,40,070.04	-	OK
119	AXIS BANK - 17347	43,54,304.00	43,54,304.00	-	OK
120	AXIS Bank - 1844674	4,75,38,804.00	4,75,38,804.00	-	OK
121	Axis Bank-916010018330211	5,87,082.00	7,05,302.00	(1,18,220.00)	OK
122	AXIS BANK 140928	2,54,70,382.90	2,54,70,382.90	-	Ok
123	Axis Bank 909020037645850	7,18,450.00	7,18,450.00	-	OK
124	AXIS BANK 8306	34,10,742.00	34,10,742.00	-	Ok
125	Axis Bank (GPF) 843119	4,32,447.64	4,32,447.64	-	Ok
126	Axis Bank Pandri Branch 909020041699463	4,59,51,431.00	4,63,31,139.00	(3,79,708.00)	Ok
127	Axis Bank New A/C-64327	3,97,35,163.00	3,97,35,163.00	-	Ok
128	Axis Bank Pachpedi Naka 910010016031484	49,742.22	49,742.22	-	Ok
129	Axis Bank Pachpedi Naka 911010007448508	30,25,717.37	30,25,717.37	-	Ok
130	Axis Bank- 170079	7,50,97,190.00	7,50,97,190.00	-	Ok
131	Axis Bank (CPF) 62598	6,68,098.00	6,68,098.00	-	Ok
132	HDFC-251713	600.00	600.00	-	Ok
133	HDFC-251713 (Auto Sweep)	11,73,27,325.00	11,73,27,325.00	-	Ok
134	HDFC BANK-390-231	(5,24,16,240.00)	(13,63,325.00)	(5,10,52,915.00)	Ok
135	HDFC BANK-390-231(Auto Swweep)	17,60,63,943.00	17,60,63,943.00	-	Ok
136	HDFC Bank 799170	(2,52,93,759.00)	1,63,812.00	(2,54,57,571.00)	Ok
137	HDFC Bank 799170 (Auto Swweep)	23,04,19,332.00	23,04,19,332.00	-	Ok
138	ICICI BANK-00310	14,57,585.00	14,57,585.00	-	Ok
139	IDBI Bank 0556104000238649	3,71,76,919.20	3,71,76,919.20	-	Ok
140	IDBI Bank-(NULM) 323550	1,09,58,114.00	1,63,89,372.00	(54,31,258.00)	OK
141	IDBI Bank 349215	10,94,56,490.00	11,04,26,749.00	(9,70,259.00)	OK
142	IDBI Bank 36449	2,00,60,227.00	2,05,08,227.00	(4,48,000.00)	OK

Deputy Commissioner (Finance)
Municipal Corporation, Raipur (C.G.)



RAIPUR MUNICIPAL CORPORATION

SIGNIFICANT ACCOUNTING POLICIES AND NOTES TO ACCOUNTS

143	IDBI Bank (GIS) 1150104000004299	7,913.00	7,913.00	-	OK
144	IDBI Bank 1150104000005920	40,61,204.00	40,61,204.00	-	OK
145	IDBI Bank New A/C- 266734	2,86,406.00	2,86,406.00	-	OK
146	IDBI Bank 00666	5,20,01,499.00	5,20,01,499.00	-	OK
147	IDBI Bank 00666 (Auto Sweep)	95,00,000.00	95,00,000.00	-	ok
148	IDBI Bank 00888	3,08,675.00	3,08,675.00	-	OK
149	IDBI-9040	12,76,18,418.00	12,76,18,418.00	-	
150	IDBI Bank (GPF) 329057	6,58,08,249.00	6,58,08,249.00	-	OK
151	Indusind Bank 54300001/27971	1,69,305.86	1,69,305.86	-	OK
152	Indusind Bank (Garden) 10050/74961	16,896.22	16,896.22	-	OK
153	Kotak Mahindra Bank- 24207	19,17,082.97	19,21,658.97	(4,576.00)	OK
154	BMB Bank Pachpadi naka 101400148864/SBI 65293588876	1,61,181.79	1,61,181.79	-	OK
155	Jila Sahakari Bank - 0939	18,39,482.00	18,39,482.00	-	
156	JILA Sahakari Bank 1157/5292	88,16,302.11	88,16,302.11	-	
157	Jila Sahakari Bank - 11723/ 0141	59,27,796.00	59,27,796.00	-	Ok
158	JILA SAHAKARI BANK 14186	8,447.50	8,447.50	-	
159	JILA SAHAKARI BANK 40211/600603	10,64,977.00	10,64,977.00	-	OK
Zone-1				-	
160	DENA BANK - 300	49,343.39	49,343.39	-	
161	DENA BANK - 301	28,791.02	28,791.02	-	
162	DENA BANK - 302	1,26,394.20	2,00,679.20	(74,285.00)	BRS
163	DENA BANK - 302 (Auto sweep)	29,94,000.00	29,94,000.00	-	BRS
164	DENA BANK - 761	2,12,528.00	2,12,528.00	-	
165	DENA BANK - 761(Auto sweep)	21,25,000.00	21,25,000.00	-	
166	DENA BANK - 769	2,13,135.00	2,13,135.00	-	
167	DENA BANK - 769 Auto sweep	25,25,000.00	25,25,000.00	-	
168	DENA BANK - 782	(2,81,959.75)	2,07,066.25	(4,89,026.00)	BRS
169	DENA BANK - 782 (Auto sweep)	64,00,000.00	64,00,000.00	-	

Deputy Commissioner (Finance)
Municipal Corporation, Raipur (C.G.)



RAIPUR MUNICIPAL CORPORATION

SIGNIFICANT ACCOUNTING POLICIES AND NOTES TO ACCOUNTS

170	DENA BANK - 783	2,22,216.00	2,22,216.00	-	
171	DENA BANK - 783(Auto sweep)	8,00,000.00	8,00,000.00	-	
172	DENA BANK - 784	2,23,707.00	2,23,707.00	-	BRS
173	DENA BANK - 391	1,40,446.29	2,21,029.29	(80,583.00)	BRS
174	DENA BANK - 391 (Auto sweep)	32,25,000.00	32,25,000.00	-	
175	AXIS BANK - 5487 FROM 01/09/2011	3,65,84,672.10	3,65,84,672.10	-	
176	DENA BANK - 327	(1,61,112.72)	2,11,631.28	(3,72,744.00)	
177	DENA BANK - 327 (Auto Sweep)	1,38,27,614.00	1,38,27,614.00	-	
178	State bank of india - 1622	16,766.00	16,766.00	-	
179	DENA BANK - 3800	(6,96,293.00)	(6,14,380.00)	(81,913.00)	BRS
180	DENA BANK - 3800 (Auto sweep)	8,76,053.00	8,76,053.00	-	
181	IDBI Bank-36449			-	
182	Central Bank of India-20948	12,86,884.90	35,68,390.90	(22,81,506.00)	BRS
183	AXIS BANK - 48276	1,47,805.00	1,97,305.00	(49,500.00)	BRS
184	AXIS BANK - 48276 (Auto sweep)	20,000.00	20,000.00	-	
185	AXIS BANK - 01407	3,33,815.60	3,33,815.60	-	
186	HDFC BANK-10840	9,78,591.00	9,78,591.00	-	
187	Central Bank of India-2416	2,014.50	2,014.50	-	BRS
188	Central Bank of India-2416 (Auto Sweep)	24,41,419.00	24,41,419.00	-	
Zone-2				-	
189	Dena bank-11416	51,84,894.72	52,32,072.72	(47,178.00)	BRS
190	Dena bank-11416 Auto Sweep	3,000.00	3,000.00	-	
191	Axis bank-71279	6,44,39,033.59	6,44,39,033.59	-	
192	Dena bank-25649	64,95,849.15	65,32,582.15	(36,733.00)	BRS
193	Dena bank-11467	(1,51,681.44)	26,675.56	(1,78,357.00)	BRS
194	Dena bank-11467 (Auto sweep)	70,25,000.00	70,25,000.00	-	
195	Dena bank-10035	55,41,988.57	55,62,591.57	(20,603.00)	
196	Dena bank-10037	3,08,09,362.50	3,05,76,067.50	2,33,295.00	BRS
197	Dena bank-23888	2,07,102.90	2,07,102.90	-	BRS
198	Dena bank-23888 (Auto sweep)	12,00,000.00	12,00,000.00	-	
199	Dena bank-11489	1,23,36,376.33	1,23,36,376.33	-	
200	Dena bank-11489 (Auto sweep)	-	-	-	
201	Dena bank-23936	64,66,187.23	64,70,614.23	(4,427.00)	BRS

Deputy Commissioner (Finance)
Municipal Corporation, Raipur (C.G.)



RAIPUR MUNICIPAL CORPORATION

SIGNIFICANT ACCOUNTING POLICIES AND NOTES TO ACCOUNTS

202	Dena bank-27119	25,387.65	25,387.65	-	
203	Dena bank-27119 (Auto sweep)	41,20,000.00	41,20,000.00	-	
204	Dena bank-23894	24,601.00	24,601.00	-	
205	Dena bank-23946	2,21,517.45	2,21,517.45	-	
206	Dena bank-23946 (Auto sweep)	75,000.00	75,000.00	-	
207	Dena bank-23944	2,24,639.44	2,24,639.44	-	
208	Dena bank-23944 Auto sweep)	11,72,792.00	11,72,792.00	-	
209	Dena bank-23878	2,00,056.26	2,00,056.26	-	
210	Dena bank-23878	17,00,000.00	17,00,000.00	-	
211	Dena bank-23877	93,630.00	1,07,630.00	(14,000.00)	BRS
212	Dena bank-23968	2,04,054.60	2,04,054.60	-	
213	Dena bank-23968 (Auto sweep)	75,000.00	75,000.00	-	
214	Dena bank-31002	2,20,958.00	2,20,958.00	-	Com
215	Dena bank-31002 (Auto sweep)	1,50,000.00	1,50,000.00	-	
216	Dena bank-10036	84,59,095.25	85,07,714.25	(48,619.00)	BRS
217	Axis bank-06412	1,25,310.40	1,25,310.40	-	
218	Chhattisgarh gramin bank-48666	5,086.00	5,086.00	-	
219	Chhattisgarh gramin bank-48666 (Auto sweep)	15,89,000.00	15,89,000.00	-	
220	Dena bank-31027	2,19,102.00	2,15,102.00	4,000.00	BRS
221	Dena bank-31027 (Auto sweep)	18,00,000.00	18,00,000.00	-	
222	Dena bank-31025	2,17,545.00	2,17,545.00	-	
223	Dena bank-31025 (Auto Sweep)	3,00,000.00	3,00,000.00	-	
Zone-3				-	
224	AXIS BANK-79605	3,76,55,763.09	3,76,55,763.09	-	BRS
225	SBI - 3114	23,912.70	23,912.70	-	BRS
226	CENTRAL BANK OF INDIA-50196	3,13,978.00	3,13,978.00	-	close
227	BANK OF MAHA-44251	70,51,379.00	70,51,379.00	-	BRS
228	PUNJAB NATIONAL-66501	4,41,294.99	4,41,294.99	-	BRS
229	PUNJAB NATIONAL-66501 (Auto sweep)	2,01,00,000.00	2,01,00,000.00	-	
230	BANK OF MAHA-55069	47,29,447.00	47,29,447.00	-	BRS
231	SBI - 3103	-	-	-	closed
232	BANK OF MAHA-55218	6,48,168.00	6,50,168.00	(2,000.00)	BRS
233	BANK OF MAHA-55321	37,92,385.00	37,92,385.00	-	BRS
234	BANK OF MAHA-03285	1.00	1.00	-	close

Deputy Commissioner (Finance)
Municipal Corporation Raipur (C.G.)



RAIPUR MUNICIPAL CORPORATION

SIGNIFICANT ACCOUNTING POLICIES AND NOTES TO ACCOUNTS

235	BANK OF MAHA-59369	95,945.00	95,945.00	-	BRS
236	BANK OF MAHA-59369 (Auto sweep)	1,00,000.00	1,00,000.00	-	
237	BANK OF MAHA-23669	34,45,865.00	34,45,865.00	-	BRS
238	BANK OF MAHA-37165	-	-	-	close
239	BANK OF MAHA-8441	65,195.00	65,195.00	-	BRS
240	BANK OF MAHA-76896	59,87,884.00	59,87,884.00	-	BRS
241	DENA BANK-31017	3,00,977.75	3,10,494.75	(9,517.00)	BRS
242	DENA BANK-31017 (Auto sweep)	50,25,000.00	50,25,000.00	-	
243	BANK OF BARODA-01409	26,51,372.75	26,53,372.75	(2,000.00)	BRS
244	BANK OF BARODA-01494	24,27,637.00	24,27,637.00	-	BRS
245	UBI-918	40,41,657.00	40,41,657.00	-	
Zone-4				-	
246	BANK OF BARODA - 2105	38,41,465.76	38,41,465.76	-	matched
247	BANK OF BARODA Autosweep - 2105	59,000.00	59,000.00	-	
248	BANK OF BARODA - 2446	5,34,449.13	5,34,449.13	-	matched
249	BANK OF BARODA - 2446 Autosweep- 2446	29,18,000.00	29,18,000.00	-	
250	BANK OF BARODA - 3907	21,11,859.00	21,11,859.00	-	Not maintaine d
251	BANK OF BARODA - 5707	73,200.00	73,200.00	-	matched
252	BANK OF BARODA Autosweep - 5707	1,23,20,000.00	1,23,20,000.00	-	
253	BANK OF BARODA - 4746	53,485.60	53,485.60	-	matched
254	BANK OF BARODA Autosweep- 4746	5,50,000.00	5,50,000.00	-	
255	BANK OF BARODA - 4747	57,339.60	57,339.60	-	matched
256	BANK OF BARODA Autosweep- 4747	90,000.00	90,000.00	-	
257	BANK OF BARODA - 4696	56,658.60	56,658.60	-	matched
258	BANK OF BARODA Autosweep - 4696	3,10,000.00	3,10,000.00	-	
259	BANK OF BARODA - 4697	59,697.60	59,697.60	-	matched
260	BANK OF BARODA Autosweep- 4697	6,50,000.00	6,50,000.00	-	
261	BANK OF BARODA - 5621	66,462.13	66,462.13	-	matched
262	BANK OF BARODA Autosweep- 5621	7,02,000.00	7,02,000.00	-	
263	CANARA BANK - 23214	1,98,402.00	1,98,402.00	-	matched
264	CANARA BANK Autoseep - 23214	4,12,648.33	4,12,648.33	-	
265	CANARA BANK - 50944	2,36,683.77	2,36,683.77	-	matched

Deputy Commissioner (Finance)
Municipal Corporation, Raipur (C.G.)



RAIPUR MUNICIPAL CORPORATION

SIGNIFICANT ACCOUNTING POLICIES AND NOTES TO ACCOUNTS

266	CANARA BANK Autosweep-50944	2,69,83,804.33	2,69,83,804.33	-	
267	CANARA BANK - 25833	1,030.90	1,030.90	-	matched
268	CANARA BANK Autosweep - 25833	80,62,577.54	80,62,577.54	-	
269	CANARA BANK - 50946	(2,96,692.63)	6,307.37	(3,03,000.00)	
270	CANARA BANK Autosweep-50946	99,05,477.23	99,05,477.23	-	
271	CANARA BANK - 25827	1,38,294.17	2,44,013.17	(1,05,719.00)	
272	CANARA BANK Autosweep-25827	29,86,291.82	29,86,291.82	-	
273	CANARA BANK - 1419	1,59,448.00	1,59,448.00	-	
274	CANARA BANK Autosweep - 1419	47,74,270.00	47,74,270.00	-	
275	OBC BANK - 0767	25,773.00	25,773.00	-	
276	OBC BANK Autosweep - 0767	33,16,554.00	33,16,554.00	-	
277	OBC BANK - 0774	21,816.00	26,816.00	(5,000.00)	
278	OBC BANK Autosweep - 0774	2,20,640.00	2,20,640.00	-	
279	OBC BANK - 2969	12,271.00	26,150.00	(13,879.00)	
280	OBC BANK - 2969 Autosweep- 2969	21,67,745.00	21,67,745.00	-	
281	OBC BANK - 5717	27,139.00	27,139.00	-	matched
282	OBC BANK - 5717 Autosweep- 5717	12,51,093.00	12,51,093.00	-	
283	OBC BANK - 0798	22,091.00	25,119.00	(3,028.00)	
284	OBC BANK Autosweep-0798	1,08,17,337.00	1,08,17,337.00	-	
285	OBC BANK - 10781	27,252.00	27,252.00	-	matched
286	OBC BANK Autosweep-10781	3,83,499.00	3,83,499.00	-	
287	AXIS BANK - 39774	18,27,670.82	18,27,670.82	-	matched
288	AXIS BANK - 8930	64,829.00	1,04,829.00	(40,000.00)	
289	AXIS BANK Autosweep - 8930	84,16,698.00	84,16,698.00	-	
290	AXIS BANK - 5814	2,44,39,010.25	2,44,39,010.25	-	matched
291	AXIS BANK - 37213	5,26,966.76	5,26,966.76	-	matched
292	AXIS BANK Autosweep-37213	5,03,553.00	5,03,553.00	-	
293	UNION BANK - 6662	12,66,705.00	12,66,705.00	-	matched
294	UNION BANK Autosweep - 6662	40,00,000.00	40,00,000.00	-	
295	JSKB(SHAHID SMARAK)ACC-0939	5,31,779.11	5,31,779.11	-	

Deputy Commissioner (Finance)
Municipal Corporation, Raipur (C.G.)



RAIPUR MUNICIPAL CORPORATION

SIGNIFICANT ACCOUNTING POLICIES AND NOTES TO ACCOUNTS

Zone-5				-	
296	BANK OF BARODA - 2940	534.63	27,023.63	(26,489.00)	Reconciled
297	BANK OF BARODA - 2940 Autosweep	68,18,622.00	68,18,622.00	-	Autosweep
298	AXIS BANK - 8733	3,39,77,513.96	3,39,77,513.96	-	matched
299	BANK OF BARODA - 3016	33,08,994.39	33,74,411.39	(65,417.00)	
300	BANK OF BARODA - 3016 Auto sweep	2,31,91,000.00	2,31,91,000.00	-	Autosweep
301	BANK OF BARODA - 2939	50,53,001.13	50,53,001.13	-	matched
302	BANK OF BARODA - 2939 Autosweep	25,48,000.00	25,48,000.00	-	Autosweep
303	BANK OF BARODA - 3376	40,897.38	53,592.38	(12,695.00)	Reconciled
304	BANK OF BARODA - 3376 Autosweep	24,33,443.00	24,33,443.00	-	Autosweep
305	CENTRAL BANK OF INDIA - 5607	79,314.48	79,891.48	(577.00)	Reconciled
306	CENTRAL BANK OF INDIA - 5607 Autosweep	1,03,64,256.00	1,03,64,256.00	-	Autosweep
307	CENTRAL BANK OF INDIA - 4472	77,88,640.20	77,88,640.20	-	matched
308	CENTRAL BANK OF INDIA - 4756	1,24,494.70	1,53,744.70	(29,250.00)	Reconciled
309	CENTRAL BANK OF INDIA - 4756 autosweep	15,49,277.00	15,49,277.00	-	Autosweep
310	DENA BANK - 41762	3,60,048.00	3,60,048.00	-	Reconciled
311	CENTRAL BANK OF INDIA - 6178	10,045.08	20,089.08	(10,044.00)	Reconciled
312	CENTRAL BANK OF INDIA - 6178 Autosweep	4,05,17,370.00	4,05,17,370.00	-	Autosweep
313	CENTRAL BANK OF INDIA - 5618	3,83,296.38	3,83,296.38	-	Reconciled
314	CENTRAL BANK OF INDIA - 5618 Autosweep	12,99,245.00	12,99,245.00	-	Autosweep
315	AXIS BANK - 9397	26,73,123.28	26,73,123.28	-	matched
316	HDF BANK- 50100087590040	25,85,593.00	25,85,593.00	-	
317	CENTRAL BANK OF INDIA - 5629	2,35,553.00	2,35,553.00	-	
318	CENTRAL BANK OF INDIA - 9325	3,29,396.64	3,29,396.64	-	
319	CENTRAL BANK OF INDIA - 0014	46,719.00	46,719.00	-	

Deputy Commissioner (Finance)
Municipal Corporation, Raipur (C.G.)



RAIPUR MUNICIPAL CORPORATION

SIGNIFICANT ACCOUNTING POLICIES AND NOTES TO ACCOUNTS

320	Bank of Baroda(Samudayik Bhawan)-31810100005883	3,54,733.13	3,54,733.13	-	
Zone-6				-	
321	AXIS BANK - 51463 shusk shochalya	549.60	549.60	-	
322	AXIS BANK - 51463 shusk shochalya (Auto sweep)	-	-	-	
323	JAN SAMPARK(AXIS BANK-73063)	3,66,327.50	3,66,327.50	-	
324	SAFAI THEKA CASH BOOK(AXIS BANK-73238)	34,42,495.86	34,42,495.86	-	
325	PARSHAD NIDHI(CANARA BANK-21420)	73,181.00	73,181.00	-	
326	Bhagi Rathi NALJAL(UBI-06311)	51,933.00	51,933.00	-	
327	Bhagi Rathi NALJAL(UBI-06311) Auto sweep	35,000.00	35,000.00	-	
328	DEVELOPMENT FEES CASH BOOK(CANARA BANK-51359)	(2,03,537.25)	38,426.75	(2,41,964.00)	
329	DEVELOPMENT FEES CASH BOOK(CANARA BANK-51359) Auto sweep	1,01,12,055.79	1,01,12,055.79	-	
330	ADHO SANRACHNA(UBI-03107)	57,785.00	57,785.00	-	
331	ADHO SANRACHNA(UBI-03107) Auto sweep	50,000.00	50,000.00	-	
332	VIDHAYK NIDHI (UBI-06177)	16,39,233.64	16,49,062.64	(9,829.00)	
333	VIDHAYK NIDHI (UBI-06177) Auto sweep	53,65,000.00	53,65,000.00	-	
334	LICENCE AND NEW TAX(AXIS BANK-73416)	32,422.00	32,422.00	-	
335	JAL PRAVAH CASH BOOK(UBI(03167)	63,966.00	63,966.00	-	
336	AAPDA PRABANDHAN(UBI-06676)	61,377.00	61,377.00	-	
337	AAPDA PRABANDHAN(UBI-06676) Auto sweep	60,000.00	60,000.00	-	
338	NIDDAAN(UBI-06348)	5,339.00	5,339.00	-	
339	NISHAKT JAN(PNB-25544)	2,55,813.00	2,55,813.00	-	
340	RAIN WATER HARVESTING(CANARA BANK-51620)	59,22,622.00	60,11,605.00	(88,983.00)	
341	Property Tax CASH BOOK(AXIS BANK-79786)	2,21,63,287.47	2,21,63,287.47	-	

Deputy Commissioner (Finance)
Municipal Corporation, Raipur (C-24)



RAIPUR MUNICIPAL CORPORATION

SIGNIFICANT ACCOUNTING POLICIES AND NOTES TO ACCOUNTS

342	JAN SAMASYA (UBI 6658)	11,57,647.52	11,57,647.52	-	
343	JAN SAMASYA (UBI 6658) AUTOSWEEP	37,25,000.00	37,25,000.00	-	
344	ROAD BADHA CASH BOOK(CANARA BANK- 51417)	3,09,155.00	3,09,155.00	-	
345	CANARA BANK - 22780 Community building	1,82,620.00	1,82,620.00	-	
346	CANARA BANK - 51360	71,673.00	71,673.00	-	
347	Jal Kar IDBI(36449)	-	-	-	
348	UBI - 06562 Jal Shankat	55,277.62	55,277.62	-	
349	UBI - 06562 Jal Shankat (Autosweep)	25,000.00	25,000.00	-	
350	BANK OF INDIA-00082 silai mashin	2,24,835.00	2,24,835.00	-	
351	BANK OF INDIA-00082 silai mashin (Auto sweep)	12,87,034.00	12,87,034.00	-	
352	AXIS BANK-25337 SALARY CASH BOOK	58,93,936.22	59,81,830.22	(87,894.00)	
353	New Parshad Nidhi AXIS BANK-728279	5,65,456.50	5,70,771.50	(5,315.00)	
354	New Parshad Nidhi AXIS BANK-728279 (Auto sweep)	9,35,004.00	9,35,004.00	-	
355	New Road Badha AXIS BANK-19048	4,06,538.58	5,38,163.58	(1,31,625.00)	
356	New Road Badha AXIS BANK-19048(Auto sweep)	62,05,983.00	62,05,983.00	-	
357	Axis Bank- 91501006029548(User charges)	3,40,206.00	3,44,667.00	(4,461.00)	
358	CANARA BANK-51361	22,148.00	22,148.00	-	
359	Axis Bank new Samudaik bhavan - (311067)	4,85,946.00	4,85,946.00	-	
Zone-7				-	
360	BOB-6345	69,776.00	69,776.00	-	brs Matched
361	BOB - 6345 (AUTO SWEEP)	3,20,000.00	3,20,000.00	-	brs
362	BOB-7167	21,611.00	21,611.00	-	brs Matched
363	BOB - 7167 (AUTO SWEEP)	1,40,000.00	1,40,000.00	-	brs
364	BOB-2448	5,23,405.00	5,23,405.00	-	brs Matched


Deputy Commissioner (Finance)
Municipal Corporation, Raipur (C.G.)



RAIPUR MUNICIPAL CORPORATION

SIGNIFICANT ACCOUNTING POLICIES AND NOTES TO ACCOUNTS

365	BOB- 2448 (AUTO SWEEP)	4,07,000.00	4,07,000.00	-	brs
366	BOB - 0825	43,183.00	43,183.00	-	brs Matched
367	BOB- 0825 (AUTO SWEEP)	1,16,59,000.00	1,16,59,000.00	-	brs
368	BOB - 1841	7,12,787.00	7,12,787.00	-	brs Matched
369	BOB - 1841 (AUTO SWEEP)	13,23,803.00	13,23,803.00	-	brs
370	BOB - 0178	(25,298.00)	29,565.00	(54,863.00)	brs
371	BOB - 0178 (AUTO SWEEP)	36,03,000.00	36,03,000.00	-	brs
372	BOB - 1436	51,771.00	51,771.00	-	brs matched
373	BOB - 1436 (AUTO SWEEP)	32,78,000.00	32,78,000.00	-	brs
374	BOB - 2459	(43,624.75)	24,504.25	(68,129.00)	brs
375	BOB - 2459 (AUTO SWEEP)	67,20,000.00	67,20,000.00	-	brs
376	BOB - 0063	5,18,969.50	5,18,969.50	-	brs matched
377	BOB - 0063 (AUTO SWEEP)	17,25,000.00	17,25,000.00	-	brs
378	BOB - 6775	56,889.00	56,889.00	-	brs matched
379	BOB - 6775 (AUTO SWEEP)	1,00,000.00	1,00,000.00	-	brs
380	BOB -1509	55,762.50	55,762.50	-	brs matched
381	BOB - 1509 (AUTO SWEEP)	4,30,000.00	4,30,000.00	-	brs
382	BOB - 7067	-	-	-	brs matched
383	BOB - 0101	13,80,939.00	13,80,939.00	-	brs matched
384	BOB - 1433	(17,811.00)	21,386.00	(39,197.00)	brs
385	BOB - 1433 (AUTO SWEEP)	45,23,000.00	45,23,000.00	-	brs
386	BOB - 5630	2,21,256.51	2,27,717.51	(6,461.00)	brs
387	BOB - 5630 (AUTO SWEEP)	19,83,000.00	19,83,000.00	-	brs
388	AXIS - 1870	46,11,955.00	46,12,475.00	(520.00)	brs
389	BOB - 0056	7,77,089.50	9,32,835.50	(1,55,746.00)	brs
390	BOB - 0056 (AUTO SWEEP)	65,25,000.00	65,25,000.00	-	brs


 Deputy Commissioner (Finance)
 Municipal Corporation, Raipur (C.G.)



RAIPUR MUNICIPAL CORPORATION

SIGNIFICANT ACCOUNTING POLICIES AND NOTES TO ACCOUNTS

391	AXIS -9993	2,83,24,597.39	2,83,24,597.39	-	brs matched
392	BOB - 1434	22,302.25	22,302.25	-	brs
393	BOB - 1434 (AUTO SWEEP)	2,00,000.00	2,00,000.00	-	brs
394	BOB - 0054	2,18,060.60	2,71,282.60	(53,222.00)	brs
395	BOB - 0054 (AOTU SWEEP)	7,50,000.00	7,50,000.00	-	brs
396	BOB - 0154	5,19,703.00	5,19,703.00	-	brs matched
397	BOB - 0154 (AUTO SWEEP)	5,01,479.00	5,01,479.00	-	brs
Zone-8				-	
398	central bank of india-50233	6,13,757.20	6,68,617.20	(54,860.00)	RECO
399	central bank of india-50233 (Auto Sweep)	40,50,000.00	40,50,000.00	-	
400	central bank of india-50244	(1,25,725.38)	5,568.62	(1,31,294.00)	RECO
401	central bank of india-50244(Auto sweep)	-	-	-	
402	central bank of india-50222	3,006.96	3,006.96	-	
403	central bank of india-50222 (Auto sweep)	1,03,62,243.00	1,03,62,243.00	-	
404	central bank of india-50211	(76,801.34)	4,548.66	(81,350.00)	RECO
405	central bank of india-50211 (Auto sweep)	26,00,000.00	26,00,000.00	-	
406	central bank of india-50288	5,96,255.42	5,96,255.42	-	
407	central bank of india-50288 (Auto sweep)	2,07,00,000.00	2,07,00,000.00	-	
408	central bank of india-50346	(47,535.96)	40,746.04	(88,282.00)	RECO
409	central bank of india-50346 (Auto sweep)	84,00,000.00	84,00,000.00	-	
410	central bank of india-20551	4,503.00	4,503.00	-	
411	central bank of india-20551 (Auto sweep)	7,56,769.00	7,56,769.00	-	
412	central bank of india-38029	49,958.00	49,958.00	-	
413	central bank of india-49028	(10,143.20)	17,374.80	(27,518.00)	RECO
414	central bank of india-49028 Auto sweep	31,19,422.00	31,19,422.00	-	
415	central bank of india-50645	53,979.00	53,979.00	-	RECO
416	central bank of india-50645	95,000.00	95,000.00	-	
417	central bank of india-36771	(2,376.20)	1,734.80	(4,111.00)	RECO
418	central bank of india-36771(Auto sweep)	20,76,863.00	20,76,863.00	-	
419	Axis bank - 53871	4,87,20,961.03	4,87,20,961.03	-	
420	central bank of india-90082	(21,334.00)	799.00	(22,133.00)	RECO


 Deputy Commissioner (Finance)
 Municipal Corporation, Raipur (C.G.)



RAIPUR MUNICIPAL CORPORATION

SIGNIFICANT ACCOUNTING POLICIES AND NOTES TO ACCOUNTS

421	central bank of india-90082	8,79,348.00	8,79,348.00	-	
422	central bank of india-35206	21,06,572.00	43,09,970.00	(22,03,398.00)	RECO
423	central bank of india-35206(Auto sweep)	46,492.00	46,492.00	-	
424	central bank of india-50204	39,828.00	52,478.00	(12,650.00)	RECO
425	central bank of india-50204 (Auto sweep)	6,47,779.00	6,47,779.00	-	
426	central bank of india-25948	61,537.00	61,537.00	-	
427	central bank of india-48816	3,34,903.00	3,34,903.00	-	
428	central bank of india-49343	19,58,324.00	19,58,324.00	-	
429	central bank of india-25802	1,14,038.00	1,14,038.00	-	
	Total	4,92,80,13,883.78	5,05,91,32,272.78	(13,11,18,389.00)	

Disclaimer:

- Receivables:** Closing Balance of receivables account as per demand register has not been carried forward as opening balance of next financial year. The differential amount treated as income assuming the demand has been revised.
- Unutilised Grant:** The Grant Register has not been maintained by RMC. Closing balance of grant account has not been ascertained due to insufficient records. There was no unutilised grant shown in the balance sheet of FY 2010-11. Consequently the grant amount has been become debit balance at the closing balance sheet date. Such debit balance grant account has been adjusted through Municipal Fund these are follows;
- Loan from state government** amounting to Rs 837281615.00 has been unchanged during the year as no information was provided by RMC.
- Loan from other financial institution** amounting to Rs.72087026.00 has been unchanged during the year as no information was provided by RMC.
- Stock in hand** amounting to Rs.19624549.00 has been unchanged during the year as no information was provided by RMC.
- Bank Reconciliation Statement:** Details of Bank reconciliation are given in separate report.

Contingent Liabilities

As per the information provided by the ULB and on the basis of documents reviewed by us in the preparation of the Opening Balance Sheet we did not come across any such information which needs to be disclosed as a contingent liability.

Identification and Determination of Opening Balances of Assets and Liabilities

Under the accounting system, followed hitherto, by the municipality, no ledger accounts were being maintained with respect to fixed assets acquired /constructed by the municipality, instead all the capital expenditure incurred were directly charged to Receipts & Payments Statement, the only annual accounting statement prepared by the municipality and consequently no balance were carried forward in respect of assets currently under the control of and in active use by the municipality. Since the municipality has adopted accrual accounting for the first time, there were often difficulties in compiling comprehensive information on the existence and valuation of assets. Thus, while preparing these financial statements, as per the guidelines and formats provided in the NMAM, the municipality has taken into account available historical cost less accumulated depreciation of all the assets that


 Deputy Commissioner (Finance)
 Municipal Corporation, Raipur (C.G.)




RAIPUR MUNICIPAL CORPORATION

SIGNIFICANT ACCOUNTING POLICIES AND NOTES TO ACCOUNTS

howsoever came into the knowledge of appropriate authority of municipality. Any asset which has been acquired free of cost or in respect of which no payment has been made from own fund is recorded at nominal values of Re. 1.

In case of liabilities, same environment, as stated above, was prevailing hitherto and all the capital / loan / deposit receipts directly and fully credited to receipts and payments statement in the year of receipts. The amount repaid if any was charged in the year of payment in an isolated way without updating the status of outstanding dues of lending institutions including interest and penal interest charged by them, at municipality level. Different items of liabilities incorporated in these financial statements are identified and determined from various documents / records which are subject to confirmation/reconciliation and consequent modifications if any.


These being the ground realities, there might be possibility that these financial statements may not cover assets / liabilities existing at the balance sheet date, if any, but unknown to the appropriate authority of the municipality. To that extent, these financial statements are not showing true and fair view of state of affairs as on reported date.


Deputy Commissioner (Finance)
Municipal Corporation, Raipur (C.G.)



TRIAL BALANCE
Period: 1st April 2016 to 31st March 2017
ULB Name: Raipur Municipal Corporation

GL Code	GL Name	Opening Debit	Opening Credit	Transaction Debit	Transaction Credit	Closing Debit	Closing Credit
	Current Assets						
	Cash-in-Hand						
	Cash-SBM						
	45010 - Cash						
	45010-02 Cash - Tax Revenue	50,170,340.83		848,285,309.00	817,124,436.40	81,331,213.43	
	45010-03 Cash-SBM			3,510,350.00	3,510,350.00		
	45010-00 - Cash	31,845,662.22		130,742,470.66	128,155,990.66		
	45010-01-Cash-Misc Revenue		82,016,003.05	14,825,374.00	48,572,726.60	34,432,142.22	
	Bank Accounts						115,763,355.65
	45021 - Nationalised Banks						
	Bank of Baroda-1841	1,483,971.00		2,582,369.00	3,353,553.00	712,787.00	
	Bank of Baroda-1841 Auto Sweep			3,352,803.00	2,029,000.00	1,323,803.00	
	Bank of Baroda-2448	1,355,171.00		1,665,940.00	2,497,706.00	523,405.00	
	Bank of Baroda-2448 Autosweep			490,000.00	83,000.00	407,000.00	
	Bank of Baroda-5630	323,475.51		6,824,670.00	6,926,889.00	221,256.51	
	Bank of Baroda-5630 Auto Sweep			3,060,000.00	1,077,000.00	1,983,000.00	
	Bank of Baroda 00056-Sadak-7	4,964,973.50		25,307,842.00	29,495,726.00	777,089.50	
	Bank of Baroda 00056-Sadak-7 Auto Sweep			23,870,000.00	17,345,000.00	6,525,000.00	
	Bank of Baroda-00154-Zone 7	1,008,191.00		611,512.00	1,100,000.00	519,703.00	
	Bank of Baroda-00154-Zone 7 Autosweep			1,101,479.00	600,000.00	501,479.00	
	Bank of Baroda-00178-Zone 7	4,716,756.00		11,429,771.00	16,171,825.00		25,298.00
	Bank of Baroda-00178-Zone 7- Autosweep			6,490,000.00	2,887,000.00	3,603,000.00	
	Bank of Baroda 0101	1,427,599.00		8,958.00	55,618.00	1,380,939.00	
	BANK OF BARODA 01433 SAFAI THEKA-ZONE 7	326,112.00		47,043,881.00	47,387,804.00		17,811.00
	BANK OF BARODA 01433 SAFAI THEKA-ZONE 7 Auto Sweep			12,890,000.00	8,367,000.00	4,523,000.00	
	Bank of Baroda 01436-Vidhayaak Nidhi 7	1,715,276.00		16,680,946.00	18,344,451.00	51,771.00	
	Bank of Baroda 01436-Vidhayaak Nidhi 7 Auto Sweep			15,368,930.00	12,090,930.00	3,278,000.00	
	Bank of Baroda 01509-Zone 7	458,258.50		477,504.00	880,000.00	55,762.50	
	Bank of Baroda 01509-Zone 7 Auto Sweep			889,754.00	459,754.00	430,000.00	
	Bank of Baroda 2105	3,064,337.63		23,506,325.00	22,729,196.87	3,841,465.76	
	Bank of Baroda 2105 - Autosweep			11,610,000.00	11,551,000.00	59,000.00	
	Bank of Baroda 2446	5,524,991.13		17,988,838.00	22,979,380.00	534,449.13	
	Bank of Baroda 2446 Autosweep			19,790,000.00	16,872,000.00	2,918,000.00	
	Bank of Baroda 2459	7,700,168.25		76,794,909.00	84,538,702.00		43,624.75
	Bank of Baroda 2459 Auto Sweep			67,140,385.00	60,420,385.00	6,720,000.00	
	Bank of Baroda-31810100004746	517,203.60		1,285,095.00	1,748,813.00	53,485.60	
	Bank of Baroda-31810100004746- Autosweep			1,690,000.00	1,140,000.00	550,000.00	
	Bank of Baroda-31810100004747	122,944.60		487,141.00	552,746.00	57,339.60	
	Bank of Baroda-31810100004747 Autosweep			410,000.00	320,000.00	90,000.00	
	Bank of Baroda 31810100005707	3,109,458.00		47,231,686.00	50,267,944.00	73,200.00	
	Bank of Baroda 31810100005707 Autosweep			49,474,071.00	37,154,071.00	12,320,000.00	
	Bank of Baroda -31810100006345			347,636.00	320,000.00	69,776.00	
	Bank of Baroda -31810100006345 Auto Sweep	42,140.00		320,000.00		320,000.00	
	Bank of Baroda 31810100007067 Zone 7			381,764.00			
	Bank of Baroda 31810100007067 Zone 7 Auto Sweep			180,000.00			
	Bank of Baroda 31810100007167			501,588.00	479,977.00		
	Bank of Baroda 31810100007167 Auto Sweep			140,000.00		21,611.00	
	BANK OF BARODA ACC- 31810100004696	195,170.60		1,009,485.00	1,147,997.00	140,000.00	
	BANK OF BARODA ACC- 31810100004696- Autosweep			942,000.00	632,000.00	56,658.60	
	Bank of Baroda Acc-31810100004697	665,684.60		704,013.00	1,310,000.00	310,000.00	
	Bank of Baroda Acc-31810100004697- Autosweep			1,310,000.00	660,000.00	650,000.00	


 Deputy Municipal Officer (Finance)
 Municipal Corporation, Raipur (C.G.)


GL Code	GL Name	Opening Debit	Opening Credit	Transaction Debit	Transaction Credit	Closing Debit	Closing Credit
	BANK OF BARODA ACC-31810100005621	520,711.13		1,595,346.00	2,049,595.00	66,462.13	-
	BANK OF BARODA ACC-31810100005621- Autosweep			1,871,077.00	1,169,077.00	702,000.00	-
	Bank of Baroda- Mukhyamantri Sahayata- 03907	1,776,610.00		335,249.00		2,111,859.00	-
	Bank of Baroda(Samudayik Bhawan)-31810100005883			354,733.13		354,733.13	-
	Bank of Baroda - Zone 05 - 2940	2,023,690.50		61,296,955.00	63,320,110.87	534.63	-
	Bank of Baroda - Zone 05 - 2940 Autosweep			33,990,000.00	27,171,378.00	6,818,622.00	-
	Bank of Baroda-Zone-3-01409			46,355,768.00	43,704,395.25	2,651,372.75	-
	Bank of Baroda-Zone-3-01494			3,511,066.00	1,083,429.00	2,427,637.00	-
	Bank of Baroda-Zone 5-3016	25,651,995.01		247,147,013.00	269,490,013.62	3,308,994.39	-
	Bank of Baroda-Zone 5-3016 Autosweep			234,912,277.00	211,721,277.00	23,191,000.00	-
	Bank of Baroda ZONE 7 318101000008250	8,274,568.00		31,973,313.00	40,204,698.00	43,183.00	-
	Bank of Baroda ZONE 7 318101000008250 Autosweep			39,453,463.00	27,794,463.00	11,659,000.00	-
	Bank of Baroda ZONE 7 31810100001434	200,022.50		138,143.00	315,663.25	22,302.25	-
	Bank of Baroda ZONE 7 31810100001434 Auto Sweep			200,000.00		200,000.00	-
	Bank of Baroda Zone 7 31810100006775			156,889.00	100,000.00	56,889.00	-
	Bank of Baroda Zone 7 31810100006775 Auto Sweep			100,000.00		100,000.00	-
	Bank of Baroda ZONE 7 31810200000054	33,400,483.60		179,102,937.00	212,285,360.00	218,060.60	-
	Bank of Baroda ZONE 7 31810200000054 Auto Sweep			97,333,645.00	96,583,645.00	750,000.00	-
	Bank of Baroda ZONE 7 318102000000630	1,905,394.50		5,813,575.00	7,200,000.00	518,969.50	-
	Bank of Baroda ZONE 7 318102000000630 Auto Sweep			7,218,839.00	5,493,839.00	1,725,000.00	-
	Bank of Baroda- Zone 5-2939	5,340,178.13		14,486,433.00	14,773,610.00	5,053,001.13	-
	Bank of Baroda- Zone 5-2939 Autosweep			13,570,000.00	11,022,000.00	2,548,000.00	-
	Bank of Baroda-Zone 5-3376	3,643,308.38		29,594,506.00	33,196,517.00	40,897.38	-
	Bank of Baroda-Zone 5-3376 Autosweep			25,910,000.00	23,476,557.00	2,433,443.00	-
	Bank of India (00082)	1,500,506.00		75,628.00	1,351,298.00	224,835.00	-
	Bank of India (00082) Auto Sweep			1,362,742.00	75,708.00	1,287,034.00	-
	Bank of Maharashtra-Autosweep-59369			100,000.00		100,000.00	-
	Bank of Maharashtra - Zone 3 - 03285	1.00				1.00	-
	Bank of Maharashtra - Zone 3 - 23669	4,879,321.00		10,475,077.00	11,908,533.00	3,445,865.00	-
	Bank of Maharashtra Zone 3 - 44251	5,262,396.00		32,565,500.00	30,776,517.00	7,051,379.00	-
	Bank of Maharashtra Zone 3 - 55069	2,079,026.00		27,087,105.00	24,436,684.00	4,729,447.00	-
	Bank of Maharashtra -Zone 3 - 55218	607,744.00		421,500.00	381,076.00	648,168.00	-
	Bank of Maharashtra-Zone 3 - 55321	1,855,543.00		7,383,141.00	5,446,299.00	3,792,385.00	-
	Bank of Maharashtra - Zone 3 - 59369	192,903.00		3,042.00	100,000.00	95,945.00	-
	Bank of Maharashtra - Zone 3 - 76896	5,962,395.00		235,899.00	210,410.00	5,987,884.00	-
	Bank of Maharashtra- Zone 3 - 8441	1,448,961.00		18,220,000.00	19,603,766.00	65,195.00	-
	Canara Bank 23214	694,711.00		329,199.00	825,508.00	198,402.00	-
	Canara Bank 23214 Autosweep			413,507.33	859.00	412,648.33	-
	Canara Bank 25827	1,476,307.17		19,411,079.00	20,749,092.00	138,294.17	-
	Canara Bank 25833			6,613,702.84	3,627,411.02	2,986,291.82	-
	Canara Bank 25833- Autosweep			5,049,695.00	10,133,885.00	1,030.90	-
	Canara Bank - 50944 Autosweep	5,085,220.90		9,109,570.30	1,046,992.76	8,062,577.54	-
	Canara Bank 50946	33,789,856.37		26,995,456.33	11,652.00	26,983,804.33	-
	Canara Bank 50946- Autosweep			123,738,066.00	157,824,615.00	295,692.63	-
	Canara Bank (RTI)-Zone 6(51360)	67,901.00		65,852,011.46	55,946,534.23	9,905,477.23	-
	Canara Bank-Zone-2(21420)	2,625.00		3,772.00		71,673.00	-
	Canara Bank Zone 4 514190	6,894,531.00		70,590.00	34.00	73,181.00	-
	Canara Bank Zone 4 51419 Autosweep			3,891,492.00	10,626,575.00	159,448.00	-
	Canara Bank-Zone-6(22780)	640,323.00		7,100,000.00	2,325,730.00	4,774,270.00	-
	Canara Bank-Zone-6(51359)	10,800,844.00		1,842,357.00	2,300,060.00	182,620.00	-
	Canara Bank-Zone-6(51359)Auto Sweep			14,089,424.75	25,093,806.00	203,537.25	-
	Canara Bank-Zone-6(51361)	22,148.00		14,468,384.79	4,356,329.00	10,112,055.79	-
	Canara Bank-Zone-2(51620)	6,049,492.00			126,870.00	5,922,622.00	-

Deputy Commissioner (Finance)
Municipal Corporation, Rajapur (C.G.)

GL Code	GL Name	Opening Debit	Opening Credit	Transaction Debit	Transaction Credit	Closing Debit	Closing Credit
	Canera Bank-Zone 6(51362)	93,949.00			93,949.00	-	-
	Canera Bank Zone 6(51417)	309,155.00				309,155.00	-
	CBI-Autosweep-2416			11,159,033.00	8,717,614.00	2,441,419.00	-
	CBI- Zone 3- 1796950196	263,732.00		50,246.00		313,978.00	-
	Central Bank of India - 48816	20,300.00		314,603.00		334,903.00	-
	Central Bank of India - 49343	533,790.00		1,424,534.00		1,958,324.00	-
	Central Bank of India - Zone-01- 20948	5,500,897.30		11,018,241.00	15,232,253.40	1,286,884.90	-
	Central Bank of India - Zone 05 - 0014	46,719.00				46,719.00	-
	Central Bank of India - Zone 05 - 1385315629	237,365.57			1,812.57	235,553.00	-
	Central Bank of India - Zone 05 - 4472	8,095,958.20		12,268.00	319,586.00	7,788,640.20	-
	Central Bank of India - Zone 05 - 4756	1,181,790.20		1,722,831.00	2,780,126.50	124,494.70	-
	Central Bank of India - Zone 05 - 4756 Autosweep			1,875,000.00	325,723.00	1,549,277.00	-
	Central Bank of India - Zone 05 - 5607	12,559,402.58		67,869,291.00	80,349,379.10	79,314.48	-
	Central Bank of India - Zone 05 - 5607 Autosweep			22,975,000.00	12,610,744.00	10,364,256.00	-
	Central Bank of India - Zone 05 - 5618	607,019.88		2,929,157.00	3,152,880.50	383,296.38	-
	Central Bank of India - Zone 05 - 5618 Autosweep			1,525,000.00	225,755.00	1,299,245.00	-
	Central Bank of India - Zone 05 - 6178	37,579,176.08		9,788,666.00	47,357,797.00	10,045.08	-
	Central Bank of India-Zone 05-6178 Autosweep			42,925,000.00	2,407,630.00	40,517,370.00	-
	Central Bank of India - Zone 05 - 9325	329,475.64			79.00	329,396.64	-
	Central Bank of India - Zone 8 - 20551	1,400,227.00		696,348.00	2,092,072.00	4,503.00	-
	Central Bank of India Zone 8 20551 Auto Sweep			1,325,000.00	568,231.00	756,769.00	-
	Central Bank of India - Zone 8 - 25802			430,383.00	316,345.00	114,038.00	-
	Central Bank of India - Zone 8 - 25948	36,438.00		25,099.00		61,537.00	-
	Central Bank of India - Zone 8 - 35206	2,969,208.00		19,060,726.00	19,923,362.00	2,106,572.00	-
	Central Bank of India - Zone 8 - 35206 Autosweep			4,380,000.00	4,333,508.00	46,492.00	-
	Central Bank of India - Zone 8 - 36771	1,205,921.80		2,816,831.00	4,025,129.00	-	2,376.20
	Central Bank of India - Zone 8 - 36771(Auto Sweep			2,585,000.00	508,137.00	2,076,863.00	-
	Central Bank of India - Zone 8 - 38029	48,008.00		1,950.00		49,958.00	-
	Central Bank of India - Zone 8 - 49028	5,029,153.80		9,865,419.00	14,904,716.00	-	10,143.20
	Central Bank of India Zone 8- 49028 Sweep			6,810,000.00	3,690,578.00	3,119,422.00	-
	Central Bank of India - Zone 8 - 50204	762,880.00		514,582.00	1,237,634.00	39,828.00	-
	Central Bank of India - Zone 8 - 50204 Auto Sweep			750,000.00	102,221.00	647,779.00	-
	Central Bank of India - Zone 8 - 50211	346,182.66		5,002,285.00	5,425,269.00	-	76,801.34
	Central Bank of India - Zone 8 - 50211 Auto Sweep			2,600,000.00		2,600,000.00	-
	Central Bank of India - Zone 8 - 50222	20,061,792.96		50,478,304.00	70,537,090.00	3,006.96	-
	Central Bank of India - Zone 8 - 50222 Auto Sweep			24,400,000.00	14,037,757.00	10,362,243.00	-
	Central Bank of India - Zone 8 - 50233	628,518.20		13,910,296.00	13,925,057.00	613,757.20	-
	Central Bank of India - Zone 8 - 50233 Auto Sweep			4,150,000.00	100,000.00	4,050,000.00	-
	Central Bank of India - Zone 8 - 50244	1,693,362.12		53,214,710.00	55,033,797.50	-	125,725.38
	Central Bank of India Zone 8 50244 Autosweep			16,876,797.00	16,876,797.00	-	-
	Central Bank of India - Zone 8 - 50288	20,803,912.42		3,519,236.00	23,726,893.00	596,255.42	-
	Central Bank of India - Zone 8 - 50288 Auto Sweep			20,700,000.00		20,700,000.00	-
	Central Bank of India - Zone 8 - 50346	5,606,287.04		4,200,000.00	9,853,823.00	-	47,535.96
	Central Bank of India - Zone 8 - 50346 Auto Sweep			8,400,000.00		8,400,000.00	-
	Central Bank of India - Zone 8 - 50645	140,305.00		61,674.00	148,000.00	53,979.00	-
	Central Bank of India-Zone 8-50645 Autosweep			95,000.00		95,000.00	-
	Central Bank of Indi Zone-01- 2416	6,139,423.00		53,775,199.00	59,912,607.50	2,014.50	-
	Central Bank of India-Zone 8-90082	474,980.00		27,477,946.00	27,974,260.00	-	21,334.00
	Central Bank of India-Zone 8-90082Auto Sweep			3,580,000.00	2,700,652.00	879,348.00	-
	Dena Bank-Autosweep-0327			31,950,000.00	18,122,386.00	13,827,614.00	-
	Dena Bank-Autosweep-0391			8,075,000.00	4,850,000.00	3,225,000.00	-
	Dena Bank-Autosweep-302			6,548,000.00	3,554,000.00	2,994,000.00	-
	Dena Bank-Autosweep-31017			14,200,000.00	9,175,000.00	5,025,000.00	-
	Dena Bank-Autosweep-3761			6,400,000.00	4,275,000.00	2,125,000.00	-

Deputy Controller (Finance)
Municipal Corporation (C.G.)


GL Code	GL Name	Opening Debit	Opening Credit	Transaction Debit	Transaction Credit	Closing Debit	Closing Credit
	Dena Bank-Autosweep-3782			26,675,000.00	20,275,000.00	6,400,000.00	-
	Dena Bank- Autosweep-3783			2,050,000.00	1,250,000.00	800,000.00	-
	Dena Bank- Autosweep-3784			25,000.00	25,000.00	-	-
	Dena Bank - Zone 01 - 0300	1,832,385.39		1,642,096.00	3,425,138.00	49,343.39	-
	Dena Bank - Zone 01 - 0301	29,103.02			312.00	28,791.02	-
	Dena Bank - Zone 01 - 0302	925,374.00		13,458,845.20	14,257,825.00	126,394.20	-
	Dena Bank - Zone 01 - 0327	13,305,241.28		25,180,020.00	38,646,374.00	-	161,112.72
	Dena Bank - Zone 01 - 0391	2,479,238.29		8,174,164.00	10,512,956.00	140,446.29	-
	Dena Bank - Zone 01 - 3761	1,177,743.00		8,441,321.00	9,406,536.00	212,528.00	-
	Dena Bank - Zone 01 - 3769	3,188,327.00		3,027,360.00	6,002,552.00	213,135.00	-
	Dena Bank - Zone 01 - 3769-Autosweep			5,475,000.00	2,950,000.00	2,525,000.00	-
	Dena Bank - Zone 01 - 3782	3,230,716.00		55,667,816.00	59,180,491.75	-	281,959.75
	Dena Bank - Zone 01 - 3783	753,353.00		2,620,384.00	3,151,521.00	222,216.00	-
	Dena Bank - Zone 01 - 3784	199,587.00		137,120.00	113,000.00	223,707.00	-
	Dena Bank - Zone 01 - 3800	284,214.00		35,933,260.00	36,913,767.00	-	696,293.00
	Dena Bank - Zone 01 - 3800 Autosweep			12,350,000.00	11,473,947.00	876,053.00	-
	Dena Bank-Zone-2(10035)			106,089,719.00	109,367,405.30	5,541,988.57	-
	Dena Bank-Zone-2(10035) Auto Sweep			41,450,000.00	41,450,000.00	-	-
	Dena Bank-Zone-2(10036)	5,325,026.35		68,606,540.00	65,472,471.10	8,459,095.25	-
	Dena Bank Zone 2 10036-Sweep A/c			35,775,000.00	35,775,000.00	-	-
	Dena Bank-Zone-2(10037)	21,329,377.50		87,954,985.00	79,475,000.00	30,809,362.50	-
	Dena Bank-Zone-2(10037) Sweep A/c			79,475,000.00	79,475,000.00	-	-
	Dena Bank - Zone 2-11416	9,300,628.28		19,230,561.11	23,346,294.67	5,184,894.72	-
	Dena Bank - Zone 2-11416 Sweep A/c			11,418,000.00	11,415,000.00	3,000.00	-
	Dena Bank Zone-2(11467)	4,759,747.06		7,101,417.00	12,012,845.50	-	151,681.44
	Dena Bank Zone-2(11467) Sweep A/c			9,400,000.00	2,375,000.00	7,025,000.00	-
	Dena Bank-Zone-2(11489)	11,596,808.98		23,574,037.00	22,834,469.65	12,336,376.33	-
	Dena Bank - Zone-2(11489) Auto Sweep			16,345,000.00	16,345,000.00	-	-
	Dena Bank-Zone-2(23877)	67,441.00		214,500.00	188,311.00	93,630.00	-
	Dena Bank Zone-2(23878)	1,916,736.31		47,529,569.00	49,246,249.05	200,056.26	-
	Dena Bank-Zone-2(23888)			21,675,000.00	19,975,000.00	1,700,000.00	-
	Dena Bank-Zone-2(23888) Sweep A/c	1,367,231.90		2,339,919.00	3,500,048.00	207,102.90	-
	Dena Bank-Zone-2(23888) Sweep A/c			3,500,000.00	2,300,000.00	1,200,000.00	-
	Dena Bank- Zone-2(23894)	25,553.00			952.00	24,601.00	-
	Dena Bank Zone-2(23936)	4,165,603.48		27,949,230.00	25,648,646.25	6,466,187.23	-
	Dena Bank-Zone-2(23944)	1,467,168.44		20,625,000.00	20,625,000.00	-	-
	Dena Bank-Zone-2(23944) Sweep A/c			3,306,077.00	4,548,606.00	224,639.44	-
	Dena Bank-Zone-2(23946)			2,475,000.00	1,302,208.00	1,172,792.00	-
	Dena Bank-Zone-2(23946) Sweep A/c			300,809.89	79,292.44	221,517.45	-
	Dena Bank-Zone-2(23968)	2,060,731.15		75,000.00		75,000.00	-
	Dena Bank-Zone-2(23968) Sweep A/c			17,739,476.00	19,596,152.55	204,054.60	-
	Dena Bank-Zone-2(25649)	6,240,844.15		7,725,000.00	7,650,000.00	75,000.00	-
	Dena Bank-Zone-2(25649) Sweep A/c			6,672,479.00	6,417,474.00	6,495,849.15	-
	Dena Bank-Zone-2(27119)	3,512,735.08		6,275,000.00	6,275,000.00	-	-
	Dena Bank-Zone-2(27119) Auto Sweep			20,002,451.00	23,489,798.43	25,387.65	-
	Dena Bank-Zone-2(31002)	665,460.00		11,465,000.00	7,345,000.00	4,120,000.00	-
	Dena Bank-Zone-2(31002) Sweep A/c			456,131.00	900,633.00	220,958.00	-
	Dena Bank- Zone-2(31025)	90,747.00		600,000.00	450,000.00	150,000.00	-
	Dena Bank- Zone-2(31025) Sweep A/c			701,439.00	574,641.00	217,545.00	-
	Dena Bank Zone-2(31027)			425,000.00	125,000.00	300,000.00	-
	Dena Bank Zone-2(31027) Sweep A/c			9,944,102.00	9,725,000.00	219,102.00	-
	Dena Bank - Zone 3 - 31017	4,239,019.00		5,725,000.00	3,925,000.00	1,800,000.00	-
	Dena Bank - Zone 5 - 41762	319,526.00		22,448,414.00	26,386,455.25	300,977.75	-
				430,745.00	390,223.00	360,048.00	-


 Deputy Controller (Finance)
 Municipality of Dena Bank (C.G.)

GL Code	GL Name	Opening Debit	Opening Credit	Transaction Debit	Transaction Credit	Closing Debit	Closing Credit
	HDFC BANK-10840-Autosweep			1,000,000.00	1,000,000.00	-	-
	HDFC Bank-50100087590040	1,005,571.00		7,877,313.00	6,297,291.00	2,585,593.00	-
	HDFC Bank-Zone-01- 10840	2,609,470.00		1,080,770.00	2,711,649.00	978,591.00	-
	Jskb-Shahid Smarak Ac-2220000245500939	8,479,165.11		854,160.00	8,801,546.00	531,779.11	-
	OBC Bank-Zone-4- 0767	2,552,348.00		55,315,068.00	57,841,643.00	25,773.00	-
	OBC Bank-Zone-4- 0767 Autosweep			25,938,740.00	22,622,186.00	3,316,554.00	-
	OBC-lansampark Nidhi -ZONE 4-7740	233,713.00		390,103.00	602,000.00	21,816.00	-
	OBC-lansampark Nidhi -ZONE 4-774 Autosweep			489,107.00	268,467.00	220,640.00	-
	OBC- ZONE 4 9722191012969	2,108,080.00		3,165,465.00	5,261,274.00	12,271.00	-
	OBC- ZONE 4 9722191012969- Autosweep			4,840,184.00	2,672,439.00	2,167,745.00	-
	Oriental Bank of Commerce 0781	387,606.00		402,490.00	762,844.00	27,252.00	-
	Oriental Bank of Commerce 0781 - Autosweep			762,571.00	379,072.00	383,499.00	-
	Oriental Bank of Commerce 5717	263,074.00		1,254,065.00	1,490,000.00	27,139.00	-
	Oriental Bank of Commerce 5717- Autosweep			1,498,449.00	247,356.00	1,251,093.00	-
	Oriental Bank of Commerce 0798	6,665,025.00		25,072,185.00	31,715,119.00	22,091.00	-
	Oriental Bank of Commerce 0798- Autosweep			23,862,513.00	13,045,176.00	10,817,337.00	-
	PNB-Autosweep-66501			20,690,000.00	590,000.00	20,100,000.00	-
	Punjab National Bank- Zone 3- 66501	17,581,249.92		5,374,230.00	22,514,184.93	441,294.99	-
	Punjab National Bank-Zone 6(25544)	245,831.00		9,982.00		255,813.00	-
	Punjab National Bank Zone 7 75633	638.00			638.00	-	-
	SBI-Zone 01-32138801622	14,526.00		2,240.00		16,766.00	-
	State Bank of India - Zone 3 - 3103	4,595,830.77		3,200,000.00	7,795,830.77	-	-
	State Bank of India Zone 3- 3114	6,507,697.20		14,356,000.00	20,839,784.50	23,912.70	-
	Union Bank of India 6662	52,781.00		40,021,025.00	40,807,101.00	1,266,705.00	-
	Union Bank of India 6662 Autosweep	4,130,000.00		21,950,000.00	22,080,000.00	4,000,000.00	-
	Union Bank of India Zone 3- 918			4,041,657.00		4,041,657.00	-
	Union Bank of India-Zone 6(03107)	102,363.00		5,422.00	50,000.00	57,785.00	-
	Union Bank of India-Zone-6(03107) Auto Sweep			50,000.00		50,000.00	-
	Union Bank of India-Zone 6(03167)	61,671.00		2,295.00		63,966.00	-
	Union Bank of India-Zone-6(06177)	2,582,689.00		16,657,100.00	17,600,555.36	1,639,233.64	-
	Union Bank of India-Zone-6(06177) Auto Sweep			10,720,000.00	5,365,000.00	5,365,000.00	-
	Union Bank of India-Zone 6 (06311)	32,050.00		1,547,591.00	1,527,708.00	51,933.00	-
	Union Bank of India - Zone 6 (06311) Auto Sweep			80,000.00	45,000.00	35,000.00	-
	Union Bank of India-Zone 6(06348)	5,097.00		242.00		5,339.00	-
	Union Bank of India-Zone 6(06562)	1,119,922.50		4,548,920.00	5,613,564.88	55,277.62	-
	Union Bank of India -Zone 6 (06562) Auto Sweep			1,970,000.00	1,945,000.00	25,000.00	-
	Union Bank of India-Zone 6(06658)	1,102,452.50		112,363,060.00	112,307,864.98	1,157,647.52	-
	Union Bank of India -Zone 6 (06658) Auto Sweep			52,150,000.00	48,425,000.00	3,725,000.00	-
	Union Bank of India-Zone 6(06676)	115,231.00		6,146.00	60,000.00	61,377.00	-
	Union Bank of India-Zone 6(06676)Auto Sweep			60,000.00		60,000.00	-
	45021-01 ALLAHABAD BANK 3073		1,454,836.56	1,732,671,650.00	1,733,948,397.00	-	2,731,583.56
	45021-02 ALLAHABAD BANK 3073(Auto Sweep)	965,973,667.00		882,486,031.00	803,899,706.00	1,044,559,992.00	-
	45021-03 BANK OF BARODA 8264	29,513.61		46,865,129.00	46,870,000.00	24,642.61	-
	45021-04 BANK OF BARODA 8264(Auto Sweep)	22,380,000.00		48,274,142.00	46,864,142.00	23,790,000.00	-
	45021-05 Bank of India - 2572	540,484.00		22,008.00		562,492.00	-
	45021-06 Bob 00044	529,163.00		14,165.00		543,328.00	-
	45021-07 Bob 6296	3,712,922.00		2,822,449.00	45,576.00	6,489,795.00	-
	45021-08 Bob 7113	274,142.50		13,020.00		287,162.50	-
	45021-09 Bob 7114	2,908,995.00		243,707.00		3,152,702.00	-
	45021-100 BOB (NULM)- 12419		71,612.68	3,075,424.00	461,156.00	2,614,268.00	-
	45021-100 Union Bank of India 3270020100109200			1,353,832,265.00	1,356,840,461.00	-	3,079,808.68
	45021-101 Union Bank of India 10010920 (Auto Sweep)	47,190,000.00		615,480,000.00	544,320,000.00	118,350,000.00	-
	45021-102 UBI-RAY Contrn-205-114	58,445.40		8,858,253.00	8,320,000.00	596,698.40	-

Deputy Controller (Finance)
Muzaffargarh

GL Code	GL Name	Opening Debit	Opening Credit	Transaction Debit	Transaction Credit	Closing Debit	Closing Credit
	45021-103 UBI-RAY Contri-205-114 (Auto Sweep)	2,790,000.00		5,450,000.00	8,240,000.00	-	-
	45021-104 Dena Bank GIS 148410032469	628,251.00		20,891,243.00	21,490,860.50	28,633.50	-
	45021-104 Dena Bank GIS 148410032469 (Auto Sweep)			6,325,000.00	4,795,000.00	1,530,000.00	-
	45021-105 Allahbad Bank-Salary-50194763569	249,711.00				249,711.00	-
	45021-106-Canara Bank(Paynama Suk)-381101026692	1,348,716.00		1,384,205.00		2,732,921.00	-
	45021-10 Bob7115	1,382,084.00		65,637.00		1,447,721.00	-
	45021-11 Canara Bank 27713 (NULM)	391,991.00		57,543.00	3,691.00	445,843.00	-
	45021-12 Canara Bank 4262	3,972.00		161.00		4,133.00	-
	45021-13 Canara Bank - 51356	10,085.00		428,025.00	319,212.00	118,898.00	-
	45021-14 CBI-1692193971	7,020,360.00				7,020,360.00	-
	45021-15 CBI-A/C-3244258699	17,930.00			1,380.00	16,550.00	-
	45021-16 CBI-A/C-3244258699 (Auto Sweep)	88,800,458.70		1,393,623.00		88,892,22.00	-
	45021-17 CBI-Dumertarai Market Premium)-4850	600,538.77			6,089,927.00	84,104,154.70	-
	45021-18 CBI-Inoperative-88214	7,897.00		1,512,484.00	1,499,227.50	21,153.50	-
	45021-19 CBI- (R Paschim)-3211868670	29,565,606.00				29,565,606.00	-
	45021-20 CBI- (R Paschim)-3211868670 Auto Sweep	36,525.64				36,525.64	-
	45021-21 Central Bank of India-2370/1401	579,565.00				579,565.00	-
	45021-22 Central Bank of India-3124	2,684,758.00		136,594.00		2,821,352.00	-
	45021-23 Central Bank of India- 42296	22,462.00		22,462.00		463,960.00	-
	45021-24 Central Bank of India-83612	441,498.00		193,099.00		1,436,870.25	-
	45021-25Central Bank of India (Sancti Nidhi)-13844	1,243,771.25		171.00		4,378.00	-
	45021-26 DENA BANK 0410	3,358,330.00		136,045.00		3,494,375.00	-
	45021-27 DENA BANK 10433	26,825.00		2,649,694.00	2,650,000.00	26,519.00	-
	45021-28 Dena Bank 10577	2,435,000.00		2,650,000.00	2,440,000.00	2,645,000.00	-
	45021-29 Dena Bank 10577(Auto Sweep)	53,623.00		1,635.00	30,000.00	25,258.00	-
	45021-30 DENA BANK 23776			30,000.00		30,000.00	-
	45021-30 DENA BANK 23776(AutoSweep)	131,309,582.00		123,971,754.00	147,141,878.05	108,139,457.95	-
	45021-31 Dena Bank-32470	15,360,151.36		116,995,000.00	76,609,826.00	-	3,198,026.64
	45021-32 DENA BANK-32643			58,051,648.00		26,270,000.00	-
	45021-32 DENA BANK-32643(AutoSweep)	17,572,111.83		39,125,000.00	12,855,000.00	27,682.00	-
	45021-33 Dena Bank-42793			173,763.17	17,718,193.00	1,045,000.00	-
	45021-33 Dena Bank-42793(AutoSweep)	57,076,177.00		1,045,000.00	84,079,325.00	25,580.00	-
	45021-34 Dena Bank-42794			27,028,728.00	25,480,000.00	33,110,000.00	-
	45021-34 Dena Bank-42794(AutoSweep)	2,257,299.00		58,590,000.00	2,295,000.00	28,271.00	-
	45021-35 Dena Bank-42795			65,972.00		2,295,000.00	-
	45021-35 Dena Bank-42795(AutoSweep)	13,833,489.00		2,295,000.00	180,572,145.05	99,026.05	-
	45021-36 Dena Bank-42796			166,639,630.00		17,210,000.00	-
	45021-36 Dena Bank-42796(AutoSweep)	26,649.00		87,880,000.00	70,670,000.00	28,079.00	-
	45021-37 DENA BANK 6180	2,750,000.00		2,951,430.00	2,950,000.00	2,950,000.00	-
	45021-38 DENA BANK 6180(Auto Sweep)	1,773,874.50		2,950,000.00	2,750,000.00	1,845,729.50	-
	45021-39 IOB 3333	244,964.00		71,855.00		254,887.00	-
	45021-40 IOB 3334	302,431.00		9,923.00		302,431.00	-
	45021-41 OBC 00110	1,424,404.60		67,748.00		1,492,152.60	-
	45021-42 OBC -3720/18680	433,137.00		20,600.00		453,737.00	-
	45021-43 OBC -Swimming Pool-1882011002919	140,505,840.77		69,585,069.00	217,791,907.00	107,600,000.00	-
	45021-44 PNB 12-11(Auto Sweep)			169,000,000.00	61,400,000.00	11,159,576.65	-
	45021-45 PNB - 65830	10,534,471.65		625,105.00		188,479,334.45	-
	45021-46 PNB - (Ashray Shuk)-1169	157,464,159.45		33,630,803.00	2,615,628.00	7,706,439.94	-
	45021-47 PNB Bank-2346	71,764.87		10,804,266.00	3,169,590.93	69,548,992.00	-
	45021-48 PNB Bank (Market Rent) - 0173051	58,458,046.00		11,147,870.00	56,924.00	4,098,000.00	-
	45021-49 PNB 74078 (Auto Sweep)			8,858,000.00	4,760,000.00	382,556.00	-
	45021-49 PNB-Development Work By Temples- 74078	199,958.00		13,508,633.00	13,326,035.00	-	-



 Deputy Commissioner (District)

 Bageshwar District, Uttarakhand

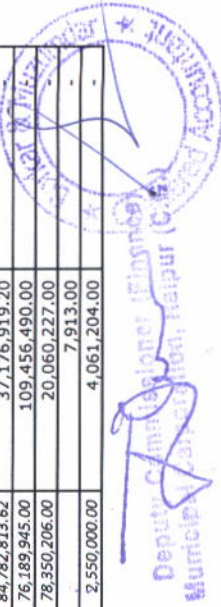
GL Code	GL Name	Opening Debit	Opening Credit	Transaction Debit	Transaction Credit	Closing Debit	Closing Credit
	45021-50 PNB 74829 (Auto Sweep)	1,605,779.00		47,660,000.00	31,145,660.00	16,514,340.00	-
	45021-50 PNB-HUDCO/Sulabh Sanchalaya 74829			63,290,623.00	70,734,424.00	-	5,838,022.00
	45021-51 SBI 23352	121,705.20			632.50	121,072.70	-
	45021-52 SBI Indore -5908	6,142,006.00		379,498,961.00	363,665,495.50	21,975,471.50	-
	45021-53 SBI Indore -5908(Auto Sweep)	236,629,083.95		166,870,000.00	176,529,725.00	226,969,358.95	-
	45021-54 SBI Indore 7712	63,076.03		3,209.00		66,285.03	-
	45021-55 SBI Indore 5420	1,603,390.91		81,578.00		1,684,968.91	-
	45021-56 SBI Indore 7938	779,800.09		39,856.00	180.00	819,476.09	-
	45021-57 SBI Indore-Filter Plant Maintenance- 5895	299,377.00			632.50	298,744.50	-
	45021-58 SBI Main- 10822705355	18,443,829.56		131,061,736.85	106,380,694.72	43,124,871.69	-
	45021-59 UBI - 205-01	51,276.80		28,078,201.00	27,769,690.00	359,787.80	-
	45021-60 UBI - 205-01(Auto Sweep)	310,000.00		13,452,586.00	13,035,000.00	727,586.00	-
	45021-61 UBI RAY-205-104	2,914,617.00		44,800,433.00	30,028,870.00	17,686,180.00	-
	45021-62 UBI 205-12	57,632.00		140,463.00	140,000.00	58,095.00	-
	45021-63 UBI 205-12(Auto Sweep)	125,000.00		140,000.00	130,000.00	135,000.00	-
	45021-64 UBI - 205-20	57,024.00		20,514,343.00	13,596,384.00	6,974,983.00	-
	45021-65 UBI - 205-20(Auto Sweep)	17,000,000.00		12,740,000.00	18,995,000.00	10,745,000.00	-
	45021-66 UBI 205-27	53,545.00		1,721,911.00	1,115,926.00	659,530.00	-
	45021-67 UBI 205-27(Auto Sweep)	16,595,000.00		975,000.00	320,000.00	17,250,000.00	-
	45021-68 UBI - 205-28	51,850.00		26,806,193.00	25,530,000.00	1,328,043.00	-
	45021-69 UBI - 205-28(Auto Sweep)	24,920,000.00		25,530,000.00	24,840,000.00	25,610,000.00	-
	45021-70 UBI 205-36	59,728.00		17,337,976.00	16,205,000.00	1,192,704.00	-
	45021-71 UBI 205-36(Auto Sweep)	15,355,000.00		16,205,000.00	16,120,000.00	15,440,000.00	-
	45021-72 UBI 205-37	52,423.00		4,485,651.00	4,863,287.00	-	325,213.00
	45021-73 UBI 205-37(Auto Sweep)	4,120,000.00		875,000.00	3,465,000.00	1,530,000.00	-
	45021-74 UBI 205-50	58,052.00		1,049,043.00	460,000.00	647,095.00	-
	45021-75 UBI 205-50(Auto Sweep)	7,610,000.00		460,000.00	440,000.00	7,630,000.00	-
	45021-76 UBI-205-51	57,741.00		14,641,568.00	14,305,721.00	393,588.00	-
	45021-77 UBI-205-51(Auto Sweep)	12,265,000.00		12,880,000.00	13,690,000.00	11,455,000.00	-
	45021-78 UBI 205-59	57,833.00		436,431.00	190,000.00	304,264.00	-
	45021-79 UBI 205-59(Auto Sweep)	3,080,000.00		190,000.00	190,000.00	3,080,000.00	-
	45021-80 UBI 205-90	51,296.00		15,641,746.00	13,783,093.00	1,909,949.00	-
	45021-81 UBI 205-90(Auto Sweep)	4,915,000.00		13,783,093.00	5,878,093.00	12,820,000.00	-
	45021-82 UBI 50001	660,370.00				660,370.00	-
	45021-83 UBI 50003	2,882,134.00		93,807.00	435,408.00	2,540,533.00	-
	45021-84 UBI 50003 AUTO SWEEP	2,500,000.00			2,500,000.00	-	-
	45021-85 UBI - 816212	54,007.30		5,590,084.00	4,330,000.00	1,314,091.30	-
	45021-86 UBI - 816212(Auto Sweep)	56,550,000.00		4,330,000.00	1,160,000.00	59,720,000.00	-
	45021-87 UBI Bank 205-101	470,930.00		14,335.00		485,265.00	-
	45021-88 UBI BANK 205-46	59,781.00		1,177,986.00	1,090,000.00	147,767.00	-
	45021-89 UBI BANK 205-46(Auto Sweep)	1,090,000.00		1,090,000.00	1,090,000.00	1,090,000.00	-
	45021-90 UBI BANK 205-98	59,892.00		958,413.00	960,200.00	58,105.00	-
	45021-91 UBI BANK 205-98(Auto Sweep)	850,000.00		715,000.00	895,000.00	670,000.00	-
	45021-92 Ubi Jawahar Nagar 205-78	57,367.00		8,867,436.00	7,801,000.00	1,123,803.00	-
	45021-93 Ubi Jawahar Nagar 205-78(Auto Sweep)	8,430,000.00		7,801,000.00	8,201,000.00	8,030,000.00	-
	45021-94 Ubi Purani Basti 205-18	51,814.00		5,052,644.00	4,930,000.00	174,458.00	-
	45021-95 Ubi Purani Basti 205-18(Auto Sweep)	4,680,000.00		4,930,000.00	4,680,000.00	4,930,000.00	-
	45021-96 Ubi Shankar Nagar 205-39	55,318.00		100,520,803.00	99,357,873.00	1,218,248.00	-
	45021-97 Ubi Shankar Nagar 205-39 (Auto Sweep)	258,285,000.00		82,309,747.00	82,309,747.00	191,680,000.00	-
	45021-98 Ubi Shankar Nagar 217-09	20,509,880.00		28,463,305.00	47,960,915.00	1,012,270.00	-
	45021-99 Ubi Shankar Nagar 217-09(Auto Sweep)	16,640,000.00		39,900,000.00	26,095,000.00	30,445,000.00	-
	Canara Bank 50944	22,332,579.77		3,731,582.00	25,827,478.00	236,683.77	-
	45021 - Other Scheduled Banks					-	-
	Axis Bank-1870	3,778,551.00		2,690,749.00	1,857,345.00	4,611,955.00	-



 Deputy Commissioner (Finance)

 Municipal Corporation (C.G.)

GL Code	GL Name	Opening Debit	Opening Credit	Transaction Debit	Transaction Credit	Closing Debit	Closing Credit
	Axis Bank (311067)	134,560.00		520,461.00	169,075.00	485,946.00	-
	Axis Bank 37213	1,581,329.26		18,588,573.00	19,642,936.50	526,966.76	-
	Axis Bank 37213- Autosweep			5,303,553.00	4,800,000.00	503,553.00	-
	Axis Bank 39774	1,716,247.82		132,773.00	21,350.00	1,827,670.82	-
	Axis Bank (728279)	1,178,199.00		6,110,794.00	6,723,536.50	565,456.50	-
	Axis Bank(728279) Auto Sweep			2,936,609.00	2,001,605.00	935,004.00	-
	Axis Bank 8930	8,283,685.00		254,157.00	8,473,013.00	64,829.00	-
	Axis Bank 8930 Autosweep			8,493,612.00	76,914.00	8,416,698.00	-
	Axis Bank-Autosweep-48276			4,500,000.00	4,480,000.00	20,000.00	-
	Axis Bank -(User Charge)-915010060269548	87,476.00		749,260.00	496,530.00	340,206.00	-
	Axis Bank- Zone-01-01407	37,103.00		346,483.60	49,771.00	333,815.60	-
	Axis Bank- Zone-01-48276	349,508.00		12,224,876.00	12,426,579.00	147,805.00	-
	Axis Bank - Zone 01 - 5487	44,075,103.85		90,011,146.00	97,501,577.75	36,584,672.10	-
	Axis Bank - Zone 05 - 8733	33,551,302.12		95,428,282.22	95,002,070.38	33,977,513.96	-
	Axis Bank- Zone 05- 99397	2,673,123.28				2,673,123.28	-
	Axis Bank Zone-06(19048)	1,009,604.03		47,408,670.05	48,011,735.50	406,538.58	-
	Axis Bank Zone-06(19048)Auto Sweep			21,612,195.00	15,406,212.00	6,205,983.00	-
	Axis Bank Zone-06(25337)	1,329,367.22		81,710,923.00	77,146,354.00	5,893,936.22	-
	Axis Bank- Zone 2(06412)	44,628.40		80,682.00		125,310.40	-
	Axis Bank Zone-2(71279)	77,973,495.67		165,968,123.55	179,502,585.63	64,439,033.59	-
	Axis Bank - Zone 3 - 79605	42,382,659.97		88,274,396.24	93,001,293.12	37,655,763.09	-
	Axis Bank- Zone-4: 5814	38,053,388.63		96,394,895.12	110,009,273.50	24,439,010.25	-
	Axis Bank- Zone6 (51463)	257,130.10		19,684,758.00	19,941,338.50	549.60	-
	Axis Bank- Zone 6 (51463)Auto Sweep			4,800,000.00	4,800,000.00	-	-
	Axis Bank- Zone 6(73063)	331,500.00		129,500.00	94,672.50	366,327.50	-
	Axis Bank- Zone 6(73238)	182,679.11		24,380,530.00	21,120,713.25	3,442,495.86	-
	Axis Bank- Zone 6(73416)	32,422.00				32,422.00	-
	Axis Bank Zone-6(79786)	29,703,366.68		77,460,925.96	85,001,005.17	22,163,287.47	-
	Axis Bank ZONE 7 9090200438799930	39,041,482.61		99,287,046.31	110,003,931.53	28,324,597.39	-
	Axis Bank Zone 8 - 53871	46,867,201.90		108,721,051.00	106,867,291.87	48,720,961.03	-
	45022-01 Axis Bank-915010046111034	5,273,466.00		323,017,870.00	103,170,417.00	225,120,919.00	-
	45022-02 Axis Bank- (12th FC)-8306	3,309,985.00		100,757.00		3,410,742.00	-
	45022-03 Axis Bank- (13th FC)-64327	49,735,163.00			10,000,000.00	39,735,163.00	-
	45022-04 Axis Bank- 170079	72,166,949.00		2,930,241.00		75,097,190.00	-
	45022-05 Axis BANK - 17347	4,354,304.00				4,354,304.00	-
	45022-06 Axis Bank - 1844674	46,491,876.00		1,714,673.00	667,745.00	47,538,804.00	-
	45022-07 Axis Bank-330211	20,002,192.00		516,117.00	19,931,227.00	587,082.00	-
	45022-08 Axis BANK 40928	24,476,546.90		993,836.00		25,470,382.90	-
	45022-09 Axis Bank 45850	718,450.00				718,450.00	-
	45022-10 Axis Bank GPF 912010025843119	46,139,728.64		58,706,521.00	104,413,802.00	432,447.64	-
	45022-11 Axis Bank - 99463	57,210,458.00			11,259,027.00	45,951,431.00	-
	45022-12 Axis Bank (Adhosaaranchan 35cr) - 167642	10,583,977.04		632,795.00	276,702.00	10,940,070.04	-
	45022-13 Axis Bank Pachipedi Naka 910010016031484	47,800.22		1,942.00		49,742.22	-
	45022-14 Axis Bank Pachipedi Naka 911010007448508	717,432.37		3,914,190.00	1,605,895.00	3,025,717.37	-
	45022-15 HDFC-251713	106,975,944.00		123,980,886.00	230,956,230.00		-
	45022-16 HDFC BANK-390-231	35,946,802.00		767,735,107.00	856,098,149.00	600.00	-
	45022-17 HDFC Bank 799170	59,500,715.00		577,247,233.00	662,041,707.00		-
	45022-18 ICICI BANK-00310	720,360.00		1,945,415.00	1,208,190.00	1,457,585.00	-
	45022-19 IDBI Bank 238649	545,287.00		121,414,445.82	84,782,813.62	37,176,919.20	-
	45022-20 IDBI Bank 349215	179,973,092.00		5,673,343.00	76,189,945.00	109,456,490.00	-
	45022-21 IDBI Bank 36449	62,688,063.00		35,722,370.00	78,350,206.00	20,060,227.00	-
	45022-22 IDBI Bank GIS 1150104000004299	7,609.00		304.00		7,913.00	-
	45022-23 IDBI Bank 5920	2,155,144.00		4,456,060.00	2,550,000.00	4,061,204.00	-
						52,416,240.00	-
						25,293,759.00	-



Deputy Commissioner (Finance)
 Municipal Administration, Rajpur Chhota

GL Code	GL Name	Opening Debit	Opening Credit	Transaction Debit	Transaction Credit	Closing Debit	Closing Credit
	45022-24 IDBI Bank New A/C- 266734	275,410.00		10,996.00		286,406.00	-
	45022-25 IDBI Bank- (NULM)323550	879,652.00		26,381,691.00	16,303,229.00	10,958,114.00	-
	45022-26 Indusind Bank 10050/74961(Garden)	21,675.22			4,779.00	16,896.22	-
	45022-27 Indusind Bank 543-001/27971	162,123.19		7,182.67		169,305.86	-
	45022-28 Kotak Mahindra Bank-24207	20,699,880.00		687,172.00	19,469,969.03	1,917,082.97	-
	45022-29 Axis Bank-CPF-912010037162598	90,408,379.00		31,251,515.00	120,991,796.00	668,098.00	-
	HDFC 251723 (Auto Sweep)			143,053,799.00	25,726,474.00	117,327,325.00	-
	HDFC BANK-390-231 (Auto Sweep)			373,097,057.00	197,033,114.00	176,063,943.00	-
	HDFC Bank 799170 (Auto Sweep)			390,050,113.00	159,630,781.00	230,419,332.00	-
	ICICI Bank-00310 (Auto Sweep)			900,000.00	900,000.00	-	-
	IDBI-222	107,168,349.00		1,636,535.00	108,804,884.00	-	-
	IDBI-888 (OK) P	302,609.00		6,066.00		308,675.00	-
	IDBI Bank - 40-666 (Auto Sweep)			47,597,541.00	38,097,541.00	9,500,000.00	-
	IDBI BANK- 40-666 (OK)	84,890.00		254,132,884.00	202,216,275.00	52,001,499.00	-
	IDBI BANK-CPF-0329040 (OK)			142,626,471.00	15,008,053.00	127,618,418.00	-
	IDBI BANK-GPF-0329057 (OK)			146,922,668.00	81,114,419.00	65,808,249.00	-
	45023 - Scheduled Cooperative Banks					-	-
	Chhattisgarh Gramin Bank-Zone 2(48666)	1,547,198.00		46,888.00	1,589,000.00	5,086.00	-
	Chhattisgarh Gramin Bank-Zone 2(48666) Sweep A/c			1,589,000.00		1,589,000.00	-
	BMB/SBI Bank 148864/6529358876 (OK)	152,151.79		9,030.00		161,181.79	-
	Jila Sahakari Bank - 0939	1,839,482.00				1,839,482.00	-
	Jila Sahakari Bank 1157/5292	8,816,302.11				8,816,302.11	-
	Jila Sahakari Bank - 11723/0141	3,639,920.00		8,927,876.00	6,640,000.00	5,927,796.00	-
	JILA SAHAKARI BANK 14186	8,447.50				8,447.50	-
	JILA SAHAKARI BANK 40211/600603	1,020,210.00		44,767.00		1,064,977.00	-
Branch / Divisions							
Head Office - RMC			2,942,481,911.00				
Zone				1,004,126,221.00	1,236,031,182.00	-	3,174,386,872.00
Zone-1		295,796,573.00		474,533.00	163,845,162.00	-	163,370,629.00
Zone-2		468,996,773.00		116,448,600.00	103,517,768.00	308,727,405.00	-
Zone-3		334,754,399.00		161,123,790.00	183,331,336.00	446,789,227.00	-
Zone 4		365,328,155.00		161,713,822.00	123,310,572.00	373,157,649.00	-
Zone 5		377,113,417.00		170,583,131.00	84,965,236.00	450,946,050.00	-
Zone 6		356,402,967.00		141,982,479.00	82,181,377.00	436,914,519.00	-
Zone 7		405,929,212.00		210,080,100.00	89,448,396.00	477,034,671.00	-
Zone 8		340,581,719.00		161,388,401.00	84,011,074.00	483,306,539.00	-
1 - Revenue Income				123,905,492.00	103,605,770.00	360,881,441.00	-
110 - Tax Revenue							
11001 - Property Tax							
11001-01 - Property Tax on Building-Residential Use							
11001-41 - Surcharge on Property and Water Tax					437,495,153.00	-	437,495,153.00
11002 - Water Tax (Incl Fee & Charges)					21,650,877.00	-	21,650,877.00
11002-00 - Consolidated Water Tax							
11003 - Samekit Kar					200,293,266.00	-	200,293,266.00
11003-00 - Samekit Kar							
11080 - Others Taxes					96,070,053.00	-	96,070,053.00
11080-03 - Nirakshrit Kar							
11080-41 - Education Cess					36,205,939.00	-	36,205,939.00
120 - Assigned Revenues & Compensations					3,528,808.00	-	3,528,808.00
12010 - Taxes & Duties Collected By Others							
12010-01 - Entertainment Tax							
12010-11 - Stamp Duty on Transfer of Properties					46,041,000.00	-	46,041,000.00
12010-12 Bar Licence Fees					333,058,998.00	-	333,058,998.00
12010-21 - Passenger Tax					136,035,000.00	-	136,035,000.00
					9,143,000.00	-	9,143,000.00

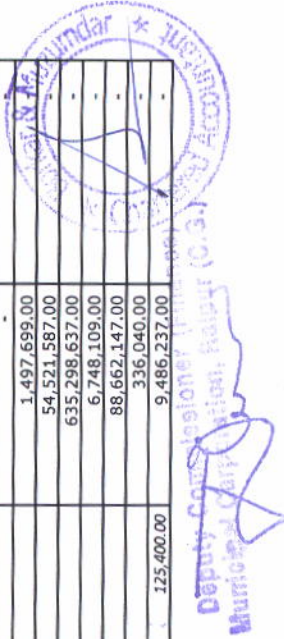
Deputy Commissioner (Finance)
Municipal Corporation (C.G.)



GL Code	GL Name	Opening Debit	Opening Credit	Transaction Debit	Transaction Credit	Closing Debit	Closing Credit
	12010-32 EXCISE DUTY				68,458,454.00	-	68,458,454.00
	12020 - Compensation in Lieu Of Taxes & Duties				-	-	-
	12020-01 - Compensation in Lieu of Octroi				184,901,950.00	-	184,901,950.00
130	Rental Income From Municipal Properties				-	-	-
	13010 - Rent From Civic Amenities				-	-	-
	13010-03 Rent From Community Building				-	-	-
	13010-06 Rent From Ambedkar Bhawan			366,815.00	2,302,520.00	-	1,935,705.00
	13010-07 Town Hall Rent			18,640.00	111,606.00	-	92,966.00
	13010-08 Mahada Para Rent				358,325.00	-	358,325.00
	13010-10 Income From Shop Rent			8,050.00	405,775.00	-	397,725.00
	13010-31 Indore Stadium Avaratan Shulk				516,720.00	-	516,720.00
	13010-02 - Rent From Shopping Complexes			20,000.00	4,247,925.00	-	4,227,925.00
	13010-03 - Rent From Community Halls				26,237,000.00	-	26,237,000.00
	13010-11 - Mutation Fee				669,900.00	-	669,900.00
	13030 - Rent From Guest House				1,609,409.00	-	1,609,409.00
	13030-02 - Consolidated Rent Guest Houses				-	-	-
	13080 - Other Rents				17,970.00	-	17,970.00
	13080-00 - Consolidated Other Rents				-	-	-
	13080-01 HR Deduction				250,045.00	-	250,045.00
	13080-01 Rent of Vehicle				1,145.00	-	1,145.00
	13080-02 - Lakes and Ponds (Lease Rental)				64,550.00	-	64,550.00
140	Fees & User Charges				919,060.00	-	919,060.00
	14010 - Empanelment & Registration Charges				-	-	-
	14010-04 Marriage Certificate Fees				-	-	-
	14011 - Licensing Fees				10,720.00	-	10,720.00
	14011-00 - Consolidated Licensing Fees				-	-	-
	14011-01 - Trade License Fees				38,000.00	-	38,000.00
	14011-02 - License Fees Hotels				17,362,734.00	-	17,362,734.00
	14011-19 Colonizer Fees				52,000.00	-	52,000.00
	14012 - Fees for Grant of Permit			30,000.00	1,170,360.00	-	1,140,360.00
	14012-01 - Fees From Sanction of Building Plans			27,000.00	3,198,658.00	-	3,171,658.00
	14014 - Development Charges				-	-	-
	14014-01 - Development Charges			24,827.00	41,278,218.75	-	41,253,391.75
	14015 - Regularisation Fees				-	-	-
	14015-02 - Agreement Fees				1,411,210.00	-	1,411,210.00
	14015-03 - Building Construction Regularization Fees				9,606,593.00	-	9,606,593.00
	14020 - Penalties And Fines				-	-	-
	14020-04 - Others				185,086.00	-	185,086.00
14040	Other Fees				-	-	-
	14040-17 Mobile Fees				20,000.00	-	20,000.00
	14040-17 Penalty Sulk				220,454.00	-	220,454.00
	14040-18 Rekhanan Sulk				102.00	-	102.00
	14040-18 RTI				1,342.00	-	1,342.00
	14040-19 Membership Fees				156,000.00	-	156,000.00
	14040-01 - Advertisement Fees			6,114,985.00	66,155,527.00	-	60,040,542.00
	14040-02 - Parking Fee				10,740.00	-	10,740.00
	14040-09 - Cattle Pounding Fees				197,015.00	-	197,015.00
	14040-10 - Delay Fees				150,000.00	-	150,000.00
	14040-11 - Meter Connection Charges			5,600.00	9,150.00	-	3,550.00
	14040-12 - Road Cutting Charges			18,000.00	49,568,395.55	-	49,550,395.55
	14040-13 - Application Fees				2,921,987.00	-	2,921,987.00
	14040-14 - Miscellaneous Fees				1,095,656.00	-	1,095,656.00
	14040-15 Fees From Market				11,103,813.00	-	11,103,813.00
	14040-15 - Nal Connection(Savolan) Charges				13,815,769.00	-	13,815,769.00


 Deputy Commissioner (Finance)
 Municipal Corporation, Indore

GL Code	GL Name	Opening Debit	Opening Credit	Transaction Debit	Transaction Credit	Closing Debit	Closing Credit
	14040-16 Exhibition Fees			920,550.00	10,724,965.00	-	9,804,415.00
	14040-17 Survey Fees				1,214,367.00	-	1,214,367.00
	14040-18 Telephone Tower Fees			483,668.00	2,125,408.00	-	1,641,740.00
	14040-18 Traffic Fine Fees				5,228,312.00	-	5,228,312.00
	14040-19 Water Supply Fees (H.O)				1,537,066.00	-	1,537,066.00
	14050 - User Charges					-	-
	14050-10 Garbage Cleaning Charges				261,848.11	-	261,848.11
	14050-01 - Litter & Debris Collection Charges				1,944,877.00	-	1,944,877.00
	14050-06 - Pay & Use Toilets				1,396,664.00	-	1,396,664.00
	14050-07 - Parking Fees (On Contract)				5,705,000.00	-	5,705,000.00
	14050-08 - Water Supply				900.00	-	900.00
	14050-11 - Penalty Imposed by Courts				325,693.00	-	325,693.00
	14050-21 - Mining Royalty				389,475.00	-	389,475.00
	14060 - Entry Fees					-	-
	14060-01 - User Charges From Swimming Pool				1,043,005.00	-	1,043,005.00
	14080 - Other Charges					-	-
	14080-06 Penalty and Fine Contractor				335,855.00	-	335,855.00
	150 - Sale & Hire Charges					-	-
	15011 - Sale of Forms & Publications					-	-
	15011-01 - Sale of Tender Papers			750.00	11,569,915.00	-	11,569,165.00
	15041 - Hire Charges on Equipments					-	-
	15041-02 - Hire Charges on Tools & Equipments				80,294.00	-	80,294.00
	160 - Revenue Grants, Contribution & Subsidies					-	-
	16010 - Revenue Grants					-	-
	16010-02 Jan Sampark Nidhi			24,500.00	590,000.00	-	565,500.00
	16010-01 - From State Government				211,748,806.00	-	211,748,806.00
	16010-11 - From Central Government				7,132,708.00	-	7,132,708.00
	16020 - Reimbursement of Expenses					-	-
	16020-01 - From State Govt.				367,500.00	-	367,500.00
	170 - Income From Investments					-	-
	17010 - Interest					-	-
	17010-01 - Fixed Deposits			58.00	123,022,567.54	-	123,022,509.54
	171 - Interest Earned					-	-
	17110 - Interest From Bank Accounts					-	-
	17110-00 - Consolidated Interest From Bank Accounts			3,413.00	49,307,374.56	-	49,303,961.56
	180 - Other Income					-	-
	18080 - Miscellaneous Income					-	-
	18080-00 - Consolidated Miscellaneous Income				4,200.00	-	4,200.00
	18080-01 - Penalty on Contractors				4,822,450.00	-	4,822,450.00
	185 - Prior Period					-	-
	18500 - Income					-	-
	18500-00 - Consolidated Prior Period Income				3,858.00	-	3,858.00
	18540 - Other Income					-	-
	18540-01 - Other Income				319,571.00	-	319,571.00
	2 - Revenue Expenditure					-	-
	210 - Establishment Expenses					-	-
	21010 - Salaries, Wages And Bonus					-	-
	21010-12 Arrears of Salary			1,497,699.00		1,497,699.00	
	21010-01 - Salaries & Allowances Officers			54,521,587.00		54,521,587.00	
	21010-11 - Salaries & Allowances Staff			635,298,637.00		635,298,637.00	
	21010-12 Arrear & Increment			6,748,109.00		6,748,109.00	
	21010-21 - Wages			88,662,147.00		88,662,147.00	
	21010-31 - Bonus & Ex-Gratia			336,040.00		336,040.00	
	21010-32 Remuneration for Staff(NULM)			9,611,637.00	125,400.00	9,486,237.00	



 Deputy Commissioner, Municipal Corporation, Rajput (C.3), Rajput

GL Code	GL Name	Opening Debit	Opening Credit	Transaction Debit	Transaction Credit	Closing Debit	Closing Credit
	21010-33 Remuneration of Staff			1,140,564.00		1,140,564.00	-
	21010-34-Remuneration of Staff (NPRU)			1,908,000.00		1,908,000.00	-
	21020 - Benefits And Allowances						
	21020-04 D.A				9,234.00		
	21020-10 Arrears on Salary			4,233,972.00		4,224,738.00	-
	21020-12 Arrears of Salary			1,385,224.00		1,385,224.00	-
	21020-00 - Employee Benefits and Allowances			2,239,848.00		2,239,848.00	-
	21020-02 - Remuneration & Fees Councillors			1,180,013.00		1,180,013.00	-
	21020-03 - Remuneration & Fees Mayor-in-Council			1,935,608.00		1,935,608.00	-
	21020-31 - Medical Allowance			2,510,000.00		2,510,000.00	-
	21020-41 - Uniform Allowance			18,551.00		18,551.00	-
	21020-51 - Compensation to Staff			375,642.00		375,642.00	-
	21020-71 - Staff Training Expenses			37,091.00		37,091.00	-
	21020-81 Medical Reimbursement			19,116.00		19,116.00	-
	21030 - Pension			4,972,849.00		4,972,849.00	-
	21030-00 - Consolidated Pension						
	21030-01 - Pension/Family Pen. Contribution			102,828,338.00		102,828,338.00	-
	21030-02 - Contributory Pension/Family Pension			49,251,294.00		49,251,294.00	-
	21030-04 - Anticipatory Pension			3,579,625.00		3,579,625.00	-
	21040 - Other Terminal & Retirement Benefits			718,550.00		718,550.00	-
	21040-01 - Death Cum Retirement Benefit						
	21040-02 - Retirement Gratuity			1,356,971.00		1,356,971.00	-
	21040-11 - Leave Encashment			2,827,515.00		2,827,515.00	-
	220 - Administrative Expenses			20,674,901.00		20,674,901.00	-
	22010 - Rent, Rates and Taxes						
	22010-03 Rent From Vehicles						
	22010-04 Rent for Tractor						
	22010-02 - Rent - Others						
	22011 - Office Maintenance						
	22011-03 Watre Filter Machine			9,032,198.00		9,032,198.00	-
	22011-00 - Consolidated Office Maintenance			941,678.00		941,678.00	-
	22011-01 - Electricity Charges			692,615.00		692,615.00	-
	22011-02 - Security Expenses						
	22012 - Communication Expenses						
	22012-00 - Consolidated Communication Expenses						
	22012-01 - Telephone Expenses			2,030.00		2,030.00	-
	22012-02 - Mobiles			1,205,567.00		1,205,567.00	-
	22012-11 - Web, Internet			62,296.00		62,296.00	-
	22012-21 - Postage Expenses			455,254.00		455,254.00	-
	22020 - Books & Periodicals			10,343.00		10,343.00	-
	22020-00 - Consolidated Books & Periodicals						
	22020-02 - Newspapers			2,210.00		2,210.00	-
	22021 - Printing and Stationery			118,842.00		118,842.00	-
	22021-00 - Consolidated Printing and Stationery						
	22021-01 - Printing Expenses						
	22021-02 - Stationery			26,842.00		26,842.00	-
	22021-03 - Computer Stationery And Consumables			1,312,450.00		1,312,450.00	-
	22021-04 Photo Copy Expenses			872,004.00		872,004.00	-
	22030 - Travelling & Conveyance			289,020.00		289,020.00	-
	22030-01 - Travelling And Conveyance - Mayor			529,762.00		529,762.00	-
	22030-03-Travelling&Conveyance Municipal Commissioner						
	22030-04 - Travelling And Conveyance - Officers			29,043.00		29,043.00	-
	22030-05 - Travelling And Conveyance Staff			61,708.00		61,708.00	-
	22030-11 - Fuel, Petrol and Diesel Own Vehicles			440,955.00		440,955.00	-
				373,323.00		373,323.00	-
				47,349,815.00		47,349,815.00	-



Deputy Municipal Commissioner (C.A.)
Municipal Council, District of Kailash

GL Code	GL Name	Opening Debit	Opening Credit	Transaction Debit	Transaction Credit	Closing Debit	Closing Credit
	22040 - Insurance					-	-
	22040-02 - Vehicles			1,886,529.00		1,886,529.00	-
	22051 - Legal Expenses					-	-
	22051-01 - Legal Fees			5,411,200.00		5,411,200.00	-
	22051-05 Land Registration Fees			32,896,293.00		32,896,293.00	-
	22052 - Professional and Other Fees					-	-
	22052-11 - Legal Fee			281,215.00		281,215.00	-
	22052-21 - Consultancy Fees, Charges			6,624,625.00		6,624,625.00	-
	22060 - Advertisement And Publicity					-	-
	22060-02 Video Recording Exp.			22,744.00		22,744.00	-
	22060-01 - Advertisement Expenses			12,301,025.00		12,301,025.00	-
	22060-11 - Publicity Expenses			188,260.00		188,260.00	-
	22060-31 - Cultural Events			786,890.00		786,890.00	-
	22080 - Other Administrative Expenses					-	-
	22080 - 03 Honorarium			543,000.00	13,500.00	529,500.00	-
	22080-03 Video and Photography			21,546.00		21,546.00	-
	22080 - 13 Honorarium			256,500.00		256,500.00	-
	22080-53 Meter Connection			32,475.00		32,475.00	-
	22080-00-Consolidated Other Administrative Expense			48,740.00		48,740.00	-
	22080-01 - Expenses for Meeting Of Corporation/MMIC			1,691,968.00		1,691,968.00	-
	22080-02 - Guest Entertainment Expenses			27,082.00		27,082.00	-
	22080-51 - Miscellaneous Expenses			1,024,041.00		1,024,041.00	-
	22080-52 Housekeeping Exp.			1,878,557.00		1,878,557.00	-
	22080-53 Kanji House Expenses			25,000.00		25,000.00	-
	230 - Operations & Maintenance					-	-
	23010 - Power & Fuel					-	-
	23010-09 Electrification			468,366.00		468,366.00	-
	23010-00 - Consolidated Power & Fuel			201,420.00		201,420.00	-
	23010-01 - Water Works			254,252,813.00		254,252,813.00	-
	23010-02 - Street Lighting			114,610,022.00		114,610,022.00	-
	23010-03 Indoor Stadium Electric			3,968,026.00		3,968,026.00	-
	23030 - Consumption of Stores					-	-
	23030-01 - Street Light-Materials			931,900.00		931,900.00	-
	23030-00 - Consolidated Consumption of Stores			5,725,287.00		5,725,287.00	-
	23030-01-Store Consumption of Lighting			3,364,678.00		3,364,678.00	-
	23030-02-Store Consumption of Water Ways			2,952,633.00		2,952,633.00	-
	23040 - Hire Charges					-	-
	23040-02 Hire Charged of Vehicle			4,576,184.00		4,576,184.00	-
	23040-01 - Hire Charges Of Machineries			6,619,719.00		6,619,719.00	-
	23050 - Repairs & Maintenance Infrastructure Assets					-	-
	23050-05-Beautification of Pans and Lakes			1,565,100.00		1,565,100.00	-
	23050-05 Other Roads			653,553.00		653,553.00	-
	23050-05 Pipe Line			1,285,784.00		1,285,784.00	-
	23050-05-Pump Set			221,646.00		221,646.00	-
	23050-05 PUMP SET REPAIR			2,551,530.00		2,551,530.00	-
	23050 - 05 Repair and Maintenance Pump Set			5,207,524.00		5,207,524.00	-
	23050-06 PIPE LINE REPAIR			5,650,835.00		5,650,835.00	-
	23050-06 Pipes			5,290,038.00		5,290,038.00	-
	23050-07 Boundary Wall			386,388.00		386,388.00	-
	23050-07 Dividing and Plantation on Road			216,272.00		216,272.00	-
	23050-26 Biometric Machine			14,305.00		14,305.00	-
	23050-26 C.C. Drain Culvert			402,561.00		402,561.00	-
	23050-35 Culvert			980,441.00		980,441.00	-
	23050-35 Pump Set Repair			2,383,192.00		2,383,192.00	-



 Deputy Commissioner (Finance)

 Municipal Corporation, Nellore (C-3.1)

GL Code	GL Name	Opening Debit	Opening Credit	Transaction Debit	Transaction Credit	Closing Debit	Closing Credit
	23050-35- Repair & Maintenance Pump Set			8,898,719.00		8,898,719.00	-
	23050-36 Pipeline			8,249,293.00		8,249,293.00	-
	23050-36 - Repair and Maintenance Pipeline			2,694,298.00		2,694,298.00	-
	23050 - 36 Repair and Maintenance Pipes			2,150,060.00		2,150,060.00	-
	23050-36 Repair & Maintenance Pipes			1,419,215.00		1,419,215.00	-
	23050-37 Repair and Maintenance - Pipelines			3,848,657.00		3,848,657.00	-
	23050-52 Pumpset			782,230.00		782,230.00	-
	23050-00-Consoli. Repairs&Maintenance Infrastructure Assets			360,605.00		360,605.00	-
	23050-01 - Concrete Roads(CCR)			18,191,718.00		18,191,718.00	-
	23050-02 - Metalled Roads (Bitumen)			1,076,533.00		1,076,533.00	-
	23050-03 - Other Roads			6,002,413.00		6,002,413.00	-
	23050-04 - Bridges & Flyovers			832,688.00		832,688.00	-
	23050-10 Filter Plant Expenses			342,414.00		342,414.00	-
	23050-11 - Underground Drains			24,077.00		24,077.00	-
	23050-12 - Open Drains			10,261,242.00		10,261,242.00	-
	23050-21 - Water Ways			6,005,855.00		6,005,855.00	-
	23050-22 - Borewell			1,866,076.00		1,866,076.00	-
	23050-23 - Open Wells			446,028.00		446,028.00	-
	23050-24 - Water Reservoirs			6,318,518.00		6,318,518.00	-
	23050-25 - Others			583,342.00		583,342.00	-
	23050-31 - Public Lighting			4,267,090.00		4,267,090.00	-
	23050-32 - Lamp Posts			1,892,361.00		1,892,361.00	-
	23050-34 - Others			80,897.00		80,897.00	-
	23050-41 - Plant & Machinery			538,709.00		538,709.00	-
	23051 - Repairs & Maintenance Civic Amenities					-	-
	23051-01 Park, Nourseries & Garden			2,068,595.00		2,068,595.00	-
	23051-06 Sewerage and Drainage			163,111.00		163,111.00	-
	23051-06 Work Shop & Helti Department			534,618.00		534,618.00	-
	23051-32 LAKE & POND			25,249.00		25,249.00	-
	23051-00-Consoli.Repairs&Maintenance-Civic Amenities			1,680,519.00		1,680,519.00	-
	23051-01 - Parks, Nurseries & Gardens			21,241,294.00		21,241,294.00	-
	23051-02 - Lakes & Ponds			11,549,230.00		11,549,230.00	-
	23051-03 - Playgrounds & Stadium			1,022,513.00		1,022,513.00	-
	23051-05 - Parking Lots			1,750.00		1,750.00	-
	23051-21 - Public Toilets			1,163,629.00		1,163,629.00	-
	23051-31 - Street Lights			1,467,673.00		1,467,673.00	-
	23052 - Repairs & Maintenance Buildings					-	-
	23052-12 Chabutra & Shed			58,449.00		58,449.00	-
	23052-13 Chabutra and Shed			298,288.00		298,288.00	-
	23052-14 Shed and Chabutra			151,612.00		151,612.00	-
	23052-15 - Boundry Wall			62,267.00		62,267.00	-
	23052-15- Chabutra & Shed			83,810.00		83,810.00	-
	23052-15 - Shed & Chabutra			15,393.00		15,393.00	-
	23052-15 Sports Complex			229,500.00		229,500.00	-
	23052-16 Mukti Dham			93,500.00		93,500.00	-
	23052-16-Rain Basera			101,693.00		101,693.00	-
	23052-16 Shed and Chabutra			218,186.00		218,186.00	-
	23052-16 - Shed & Chabutra			230,263.00		230,263.00	-
	23052-17 Muktidham			47,915.00		47,915.00	-
	23052-18 Boundary Wall Repairing			77,549.00		77,549.00	-
	23052-61 - Chabutra and Shed Const			132,004.00		132,004.00	-
	23052-00 - Consoli Repairs & Maintenance -Buildings			357,059.00		357,059.00	-
	23052-01 - Office Buildings(R&M)			2,926,598.00		2,926,598.00	-
	23052-02 - Community Building			4,809,896.00		4,809,896.00	-



Deputy Commissioner (Finance)
Municipal Corporation, Rajkot (G-3)

GL Code	GL Name	Opening Debit	Opening Credit	Transaction Debit	Transaction Credit	Closing Debit	Closing Credit
	23052-04 - Hospital Building			418,728.00		418,728.00	-
	23052-08 - Auditoriums			27,516.00		27,516.00	-
	23052-09 - School Building			5,333,353.00		5,333,353.00	-
	23052-10 - Swimming Pools			104,371.00		104,371.00	-
	23052-11 - Temples			1,180,205.00		1,180,205.00	-
	23052-13 - Library			30,900.00		30,900.00	-
	23052-14 - Slaughter House			284,698.00		284,698.00	-
	23053 - Repairs & Maintenance Vehicles						-
	23053-04 Transportation Charges			2,006,294.00		2,006,294.00	-
	23053-10 Auto			20,139.00		20,139.00	-
	23053-10 - Dumper			2,689,591.00		2,689,591.00	-
	23053-11 - JCB Loader			585,944.00		585,944.00	-
	23053-11 Rixa Thela			28,200.00		28,200.00	-
	23053-12 - Container			7,530.00		7,530.00	-
	23053-12 - Tata Ace			95,370.00		95,370.00	-
	23053-13 - Cycle Rixa			12,790.00		12,790.00	-
	23053-00 - Consoli Repairs & Maintenance - Vehicles			9,171,879.00		9,171,879.00	-
	23053-01 - Motor Car			391,580.00		391,580.00	-
	23053-02 - Jeep			31,976.00		31,976.00	-
	23053-04 - Trucks (Tractor)			8,832,691.00		8,832,691.00	-
	23053-05 - Tankers			737,638.00		737,638.00	-
	23053-06 - Cranes			1,195,104.00		1,195,104.00	-
	23053-08 - Fire Tenders			294,468.00		294,468.00	-
	23053-09 - Hearse Van			71,964.00		71,964.00	-
	23053-10 - Innova Car			35,040.00		35,040.00	-
	23053-10 Registration Fees			93,833.00	7,200.00	86,633.00	-
	23053-11 - ACE Loder			380,792.00		380,792.00	-
	23054 - Repairs & Maintenance Furniture						-
	23054-03 - Almiriya			15,295.00		15,295.00	-
	23054-10 Faging Machine			19,275.00		19,275.00	-
	23054-00 - Consoli Repairs & Maintenance - Furniture			194,158.00		194,158.00	-
	23054-01 - Chairs			481,802.00		481,802.00	-
	23054-02 - Tables			182,116.00		182,116.00	-
	23054-03 - Almirahs			89,862.00		89,862.00	-
	23055 - Repairs & Maintenance Office Equipments						-
	23055-10 CC Tv Camera			1,200.00		1,200.00	-
	23055-10 Chair, Furniture			71,200.00		71,200.00	-
	23055-10 Main Switch			47,052.00		47,052.00	-
	23055-13 Bio Matric Machine			112,004.00		112,004.00	-
	23055-13 Water Filter Machine			4,698.00		4,698.00	-
	23055-14 Cc Tv Camera			48,640.00		48,640.00	-
	23055-15 Scanner Machine			4,950.00		4,950.00	-
	23055-16 Rod Bold			48,900.00		48,900.00	-
	23055-00 - Consolidated Office & Other Equipments			413,080.00		413,080.00	-
	23055-01 - Air Conditioners			1,730,338.00		1,730,338.00	-
	23055-02 - Computers			592,155.00		592,155.00	-
	23055-03 - Faxes			66,360.00		66,360.00	-
	23055-04 - Photo-Copiers			55,777.00		55,777.00	-
	23055-06 - Water Coolers			130,082.00		130,082.00	-
	23055-07 - Telephone Instruments			3,700.00		3,700.00	-
	23055-09 - Others			107,460.00		107,460.00	-
	23055-11 - Repair and Maintenance Filter Plant			18,951,522.00		18,951,522.00	-
	23056 - Repairs & Maintenance Electrical Appliances						-
	23056-03 - Electrical Appliances			25,280.00		25,280.00	-



Deputy Commissioner (Finance)
Municipal Corporation, Rajauri (C.G.)

GL Code	GL Name	Opening Debit	Opening Credit	Transaction Debit	Transaction Credit	Closing Debit	Closing Credit
	23056-00 - Consolidated Electrical Appliances			422,453.00		422,453.00	-
	23056-01 - Fans			7,200.00		7,200.00	-
	23056-02 - Electrical Fittings			2,221,540.00		2,221,540.00	-
	23056-09 - Others			400.00		400.00	-
	23056-10 REPAIR AND MAINTENANCE FILTER PLANT			17,069,065.00		17,069,065.00	-
	23057 - Repairs & Maintenance Heritage Building					-	-
	23057-00 - Consolidated Building			222,136.00		222,136.00	-
	23057-02 - Community Building			33,032.00		33,032.00	-
	23057-04 - Hospital Building			10,000.00		10,000.00	-
	23059 - Repairs & Maintenance Others					-	-
	23059-00 - Consolidated Repairs & Maintenance Others			30,097.00		30,097.00	-
	23059-01 R & M Public Urinal			109,894.00		109,894.00	-
	23080 - Other Operating & Maintenance Expenses					-	-
	23080-06 Kangi House Expen.			74,598.00		74,598.00	-
	23080-06 Kanji House Expenses			179,377.00		179,377.00	-
	23080-06 Shed and Chabutra			347,367.00		347,367.00	-
	23080-07 Painting Work			423,358.00		423,358.00	-
	23080-08 Indar Stadium Expenses			2,209,235.00		2,209,235.00	-
	23080-09 Wellcome Gate			48,500.00		48,500.00	-
	23080-00-Consolid Other Operating & Maintenance Expenses			38,650.00		38,650.00	-
	23080-01 - Water Purification Charges			54,132.00		54,132.00	-
	23080-02 - Testing & Inspection Charges			1,181,554.00		1,181,554.00	-
	23080-02 Tricycle Bin			5,490,222.00		5,490,222.00	-
	23080-03 - Garbage & Clearance Expenses			1,004,468.00		1,004,468.00	-
	23080-04 - Cleaning by Private Agencies (Outsourced)			144,733,486.00		144,733,486.00	-
	23080-05 - Water Tankers			10,122,553.00		10,122,553.00	-
	23080-06 Wast Management Expenses			125,000.00		125,000.00	-
	23080-07 Public Safety (Animal Catching and Care)			2,834,120.00		2,834,120.00	-
	23080-08 Public Health and Safety			3,502,391.00		3,502,391.00	-
	23080-09-Rain Water Harvesting			181,325.00		181,325.00	-
	23080-10 Filter Plant Expenses			4,424,111.00		4,424,111.00	-
	240 - Interest & Finance Charges					-	-
	24070 - Bank Charges					-	-
	24070-00 - Consolidated Bank Charges			321,819.16		321,819.16	-
	24080 - Other Finance Expenses					-	-
	24080-01 - Discount on Early/Prompt Payments			6,725,736.00	54.00	6,725,682.00	-
	250 - Programme Expenses					-	-
	25010 - Election Expenses					-	-
	25010-00 - Consolidated Election Expenses			10,000.00		10,000.00	-
	25020 - Own Programme					-	-
	25020-00 - Consolidated Own Programme			5,509,482.00		5,509,482.00	-
	25020-01-Photography Expenses			94,992.00		94,992.00	-
	260 - Revenue Grants, Contribution and Subsidies					-	-
	26010 - Grants					-	-
	26010-02 Jan Sampark Nidhi			967,500.00	16,000.00	951,500.00	-
	26010-07 Census Expenses			318,000.00		318,000.00	-
	26010-07-Honarium			285,000.00		285,000.00	-
	26010-07 Mahila Mushim Hall			197,996.00		197,996.00	-
	26010-08 SBM			1,227,000.00	2,000.00	1,225,000.00	-
	26010-09 Bhagirathnail Jal Connection Expense			1,917,046.00		1,917,046.00	-
	26010-09 Census Expenses			480,000.00		480,000.00	-
	26010-22 Lok Swaraj State Govt.			105,523.00		105,523.00	-
	26010-01 - Sarva Shiksha Abhiyan			1,068,062.00		1,068,062.00	-
	26010-09 NULM Training			6,699,080.00		6,699,080.00	-




 Deputy Commissioner (Finance)

 Government of Punjab

 10/05/2023

GL Code	GL Name	Opening Debit	Opening Credit	Transaction Debit	Transaction Credit	Closing Debit	Closing Credit
	26010-10 City Bus Expenses			96,582,816.00		96,582,816.00	-
	26010-11 NULM Subsidies			115,628.00		115,628.00	-
	26030 - Subsidies					-	-
	26030 - 01 Shradhanjali - Subsidies			666,000.00	2,000.00	664,000.00	-
	26030-05-SHRADHANJALI			130,000.00		130,000.00	-
	272 - Depreciation					-	-
	27220 - Buildings					-	-
	27220-00 - Consolidated Depreciation on Buildings			87,534,708.51		87,534,708.51	-
	27230 - Roads & Bridges					-	-
	27230-00 - Consolidated Depreciation on Road&Bridge			532,717,946.07		532,717,946.07	-
	27231 - Sewerage And Drainage					-	-
	27231-00 - Consolidated Dep. On Sewerage & Drainage			205,235,264.72		205,235,264.72	-
	27232 - Waterways					-	-
	27232-00 - Consolidated Depreciation On Waterways			33,524,791.44		33,524,791.44	-
	27233 - Public Lighting System					-	-
	27233-00-Consolidated Dep.on Public Lighting System			9,443,271.15		9,443,271.15	-
	27234- Bridges					-	-
	27234-00 - Consolidated Depreciation on Bridge					-	-
	27234-00 -Consolidated Dep. On Bridges			7,322,711.27		7,322,711.27	-
	27240 - Plant & Machinery					-	-
	27240-00 - Consolidated Dep. on Plant & Machinery			12,470,213.95		12,470,213.95	-
	27250 - Vehicles					-	-
	27250-00 - Consolidated Depreciation on Vehicles			28,529,474.95		28,529,474.95	-
	27260 - Office & Other Equipments					-	-
	27260-00-Consolidated Dep. on Office & Other Equipment			5,762,526.30		5,762,526.30	-
	27270 - Furniture, Fixtures, Fittings&Electrical Appliance					-	-
	27270-00 - Consolidated Dep. On Furniture, Fixtures, Fittings & Electrical Appliances			10,798,742.15		10,798,742.15	-
	27280 - Other Fixed Assets (Please Specify)					-	-
	27280-00 -Consolidated Dep. on Other Fixed Assets			933,350.45		933,350.45	-
	285 - Prior Period					-	-
	28500 - Expenses					-	-
	28500-00 - Consolidated Prior Period Expenses			153,447.00		153,447.00	-
	28580 - Other Expenses					-	-
	28580-01 - Other Expenses			34.00		34.00	-
	3 - Capital Receipts & Liabilities					-	-
	310 - Municipal (General) Fund					-	-
	31010 - Municipal Fund					-	-
	31010-00 - Consolidated Municipal Fund		17,720,232,097.49		17,347,036.00	-	17,737,579,133.49
	312 - Reserve Funds					-	-
	31210 - Capital Contribution					-	-
	31210-00 - Consolidated Capital Contribution		1,887,491,898.53		804,658,228.00	-	2,692,150,126.53
	320 - Grants, Contribution for Specific Purposes					-	-
	32010 - Central Government					-	-
	32010-02 SBM Beneficial Contribution		2,134,000.00	2,000.00	2,699,700.00	-	4,831,700.00
	32010-62 Contribution - ILCS		1,988,800.00			-	1,988,800.00
	32010-70 BSUP Beneficial Contribution		172,695.00		6,206,482.00	-	6,379,177.00
	32010-01 Grant for Census			318,000.00	2,227,500.00	-	1,909,500.00
	32010-02 - Grants - 12th Finance Commission		2,342,446.00			-	2,342,446.00
	32010-03 - Grants - 13th Finance Commission		169,399,944.00	100,000,000.00		-	69,399,944.00
	32010-09 Grants 14th Finance Commission		138,723,000.00	314,416,238.00	475,053,000.00	-	299,359,762.00
	32010-13-Rashtriya Viklang Fund		139,400.00	7,271,550.00	18,592,900.00	-	11,460,750.00
	32010-14-Social Security Pension Yojna		109,832.00	20,726,550.00	21,800,000.00	-	1,183,282.00



 Deputy Commissioner (Finance)

 Municipal Corporation

GL Code	GL Name	Opening Debit	Opening Credit	Transaction Debit	Transaction Credit	Closing Debit	Closing Credit
	32010-15-Raastriya Vridhawasta Pension ²		51,754.00	17,642,400.00	25,000,000.00	-	7,409,354.00
	32010-16-Sukhad Sahara Pension ²		125,177.00	34,442,313.62	50,421,210.82	-	16,104,074.20
	32010-17-Raastriya Parivar Sahayata		75,830.00	6,640,000.00	9,023,950.00	-	2,459,780.00
	32010-18-Shiksha Karmi Anudan ²		207,036,164.00	70,377.00	70,377.00	-	207,036,164.00
	32010-20-Ashray Sulk Nidhi ²		30,662,416.00		16,297,950.00	-	46,960,366.00
	32010-21 - National Slum Development Programme		250,000.00			-	250,000.00
	32010-23 Rajiv Awas Yojna		56,149,962.00		45,189,000.00	-	101,338,962.00
	32010-24 Rajiv Awas Yojna-Contribution		2,772,700.00		560,700.00	-	3,332,900.00
	32010-31 - MPLAD (Local Area Development Funds)		29,140,769.00	57,486.00	10,667,300.00	-	39,750,583.00
	32010-55 - SJSR		5,922,000.00			-	5,922,000.00
	32010-56 Jal Awaradhan Yojna		311,723,193.00			-	311,723,193.00
	32010-56 MADHYAN BHOJAN YOJNA		1,599,182.10			-	1,599,182.10
	32010-57 Sarv Shiksha Abhiyan		10,580,276.00	5,611,399.00	10,596,593.00	-	15,565,470.00
	32010-58 BSUP HOUSING FUND		19,091,330.00	3,653,286.00	8,482,000.00	-	23,920,044.00
	32010-58RAJIV GANDHI SHIKSHA MISSION FUND		6,369,393.00			-	6,369,393.00
	32010-60 Grants for City Bus			3,584,130.00	86,977,011.00	-	83,392,881.00
	32010-61 ILCS Scheme Fund		111,164,869.00	5,136,345.00		-	106,028,524.00
	32010-63-NULM Grant		11,493,257.00	6,814,708.00	28,991,894.00	-	33,670,443.00
	32010-66 ISMT Grant		2,781,851.00			-	2,781,851.00
	32010-66 Swacha Bharat Mission		2,322,946.00	110,845,754.00	131,343,221.00	-	22,820,413.00
	32010-67 NUHM Hospitality Fund		5,201,780.00			-	5,201,780.00
	32010-67 Sarswati Cycle Yojana			1,173,363.00	1,173,363.00	-	-
	32020 - State Government					-	-
	32020-05 BHAGIRITHI NAL JAL YOJANA		258,830.00			-	258,830.00
	32020-56 Jal Sankat				855,000.00	-	855,000.00
	32020-00 - Consolidated Grants From State Govt.			50,000,000.00	50,000,000.00	-	-
	32020-02 Mukhya Mantri Shramik Sahayata Yojna		6,009,963.00	6,009,963.00	80,682.00	-	80,682.00
	32020-02-Muktidham Yojna Fund-Rajya Parvati		10,241,947.00	880,125.00	16,948,000.00	-	26,309,822.00
	32020-03 Grants for Water Programmes			4,944,699.00	4,944,699.00	-	-
	32020-08-Public Toilet Grant Fund ²		68,118,515.00		7,532,000.00	-	75,650,515.00
	32020-09-Pushpa Vatika Development Fund		10,901,000.00	16,091,604.00	11,472,600.00	-	6,281,996.00
	32020-10-Sarover Dharover Yojna		5,632,000.00		6,160,000.00	-	11,792,000.00
	32020-11 - Grants for Road Development				4,000,000.00	-	4,000,000.00
	32020-12-Parshad Nidhi Fund ²				29,800,000.00	-	29,800,000.00
	32020-14-MP / MLA Grant for Specific Purpose ²		2,600,000.00			-	2,600,000.00
	32020-15-Angan Badi Scheme Fund ²		11,022,000.00	3,644,688.00	175,000.00	-	7,552,312.00
	32020-16-State Government Sponsored Grant ²					-	-
	32020-18-Jan Samashya Niwaran Grant ²			28,141,000.00	28,141,000.00	-	-
	32020-21 - MLA LAD (Local Area Development Funds)		388,617.00	1,000,000.00	1,000,000.00	-	388,617.00
	32020-23-Bhagirathi Naljal Yojana Grant ²		8,001,000.00	1,917,046.00		-	6,083,954.00
	32020-24 Adhoswarachna - 14.91 Cr Fund		144,999,850.00		196,378,600.00	-	341,378,450.00
	32020-25 Adhoswarachna-2033.85 Lakh				41,798,454.00	-	41,798,454.00
	32020-25 Adhoswarachna-81.8 Lakh		4,000,000.00			-	4,000,000.00
	32020-25 Sanchiaya Nagariya Prashasan Madh				12,000,000.00	-	12,000,000.00
	32020-27 Adhoswarachna - Slaughter House		5,950,000.00			-	5,950,000.00
	32020-29 Adhoswarachna - DD Nagar 104.14 Cr		54,173,000.00		50,000,000.00	-	104,173,000.00
	32020-31 Adhoswarachna-Rohani Puram		20,000,000.00			-	20,000,000.00
	32020-32 Adhoswarachna Mad-Purna Bus Stand to Bahum		10,000,000.00			-	10,000,000.00
	32020-33 Adhoswarachna -Paschim Vidhan Sabha		147,620,000.00			-	147,620,000.00
	32020-34 Adhoswarachna-Adwasi Vikash		16,992,000.00			-	16,992,000.00
	32020-35 Adhoswarachna Maintenance 227.45		204,707,150.00			-	204,707,150.00


Deputy Commissioner
Municipal Corporation, Raipur (C.G.)



GL Code	GL Name	Opening Debit	Opening Credit	Transaction Debit	Transaction Credit	Closing Debit	Closing Credit
	32020-37 Adhasanrachna (91.5 Cr) Fund		300,000,000.00	60,000,000.00		-	240,000,000.00
	32020-38 Adhasanrachna -Asangathit Vikas-235.97 Lac		9,999,950.00			-	9,999,950.00
	32020-39 Adhasanrachna-Zone Building		10,000,000.00			-	10,000,000.00
	32020-40 Adhasanrachna Fund		46,249,000.00	46,249,000.00		-	-
	32020-42 VIP Road		4,000,000.00			-	4,000,000.00
	32020-44 Rajya Parvati-Temple		2,700,000.00			-	2,700,000.00
	32020-50 Grant for Repair and Maintenance		68,877,227.00	68,877,227.00		-	-
	32020-53 Vidhan Sabha Nirbathan Vikas Yojna		12,177,434.00		70,000,000.00	-	82,177,434.00
	32020-55 GRANT FOR FILTER PLANT		800,000.00	800,000.00		-	-
	32020-55-Grant For Fire Tender		163,100,000.00	12,133,956.00		-	150,966,044.00
	3202057 Grants for Lakes and Ponds		1,651,000.00			-	1,651,000.00
	32020-57- Hot Bazar Grant				35,773,000.00	-	35,773,000.00
	32020-59 Nagar Suraj		200,000,000.00	100,000,000.00		-	100,000,000.00
	32020-60 Asangathita Karmakar		2,500,000.00			-	2,500,000.00
	32020-62 Grant for Aapda Prabandhan		50,300,000.00			-	50,300,000.00
	32020-66 Annaurna Samudayik Seva-Rajya Parvati			1,760,048.00		-	1,760,048.00
	32020-71- Grant for Animal Hospital		2,500,000.00			-	2,500,000.00
	32020-78 Barakala Grant Fund		43,900,000.00			-	43,900,000.00
	32020-81 Temple Grant				5,436,000.00	-	5,436,000.00
	32020-83 ANPA VIKAS		32,745,430.00	32,745,430.00		-	-
	32020-83 Sansad Nidhi Grant		8,466,596.00		14,727,936.00	-	23,194,532.00
	32020-84 Vidhyak Nidhi Grant		20,149,107.00		44,611,400.00	-	64,760,507.00
	32020-85 Grant for Health Department				1,992,000.00	-	1,992,000.00
	32020-86 Sangdharan Madh				154,614,948.00	-	154,614,948.00
	32020-87 Grant for Cyan Sadan				2,500,000.00	-	2,500,000.00
	32020-87-Grant for Mineral Institute Justice Fund		2,280,800.00		31,609,228.00	-	31,609,228.00
	32020-88 Labour Waiting Hall		1,000,000.00			-	1,000,000.00
	32020-95 National Flag Highmustad		7,491,000.00	11,000,000.00	3,509,000.00	-	433,000.00
	32020-96 Rajya Parvati- Gyan Sthali Yojna		433,000.00			-	-
	330 - Secured Loans					-	-
	33020 - Loans From State Government					-	-
	33020-00 - Consolidated Loans From State Govt.		837,281,615.00			-	837,281,615.00
	33050 -Loans From Bank&Other Financial Institutions					-	-
	33050-00 - Consoli Loans From Bank&Other Financial Institution		72,087,026.00			-	72,087,026.00
	340 - Deposits Received					-	-
	34010 - From Contractors/Suppliers					-	-
	34010-11 - Security Deposit BSUP(Sd)		2,219,193.00		22,441.00	-	2,241,634.00
	34010-01 - Earnest Money Deposit (EMD)		2,166,902.00	121,000.00		-	2,045,902.00
	34010-03 - Initial Security Deposit		25,091.00			-	25,091.00
	34010-11 - Security Deposit(SD)		116,107,956.14	31,675,280.00	51,003,206.00	-	135,435,882.14
	34010-12 Performance Guarantee		7,472,616.00	5,088,314.00	7,758,437.00	-	10,142,739.00
	34020 - Deposits - Revenues					-	-
	34020-03 Jansambark Nidhi		226,000.00	150,000.00	15,000.00	-	91,000.00
	34020-03 Rain Water Harvesting- Refundable		19,212,920.82	2,440,452.00	30,644.00	-	16,803,112.82
	34020-04 Beneficiary Contribution		527,000.00			-	527,000.00
	34020-3 Rain Water Harvesting Refundable		663,397.00	55,618.00	8,958.00	-	616,737.00
	34070-01 Grant for Dumatarai Market		327,987,597.00		1,386,500.00	-	329,374,097.00
	34080 - From Others					-	-
	34080-00 - Consolidated Deposits From Others		55,150.00			-	55,150.00
	350 - Other Liabilities					-	-
	35010 - Creditors					-	-
	35010-01 Raj Kumar Yadav		159,538.00	4,953,808.00	4,953,808.00	-	159,538.00
	35010 - 01 With Held		220,000.00			-	220,000.00


 Deputy Commissioner (Finance)
 Municipality of Varanasi, Bihar (C.G.)

GL Code	GL Name	Opening Debit	Opening Credit	Transaction Debit	Transaction Credit	Closing Debit	Closing Credit
	35010-02 Ait Senapati		20,991.00	2,806,083.00	2,815,382.00	-	30,290.00
	35010-02 Akash Trading			355,801.00	355,801.00	-	-
	35010-03 Chandra Sekhar Chandrakar			2,410,506.00	2,410,506.00	-	-
	35010-03-with Held		184,039.00			-	184,039.00
	35010-05 Rajesh Kumar Pal			1,447,928.00	1,447,928.00	-	-
	35010-06 Rajeev Kumar Sahu		45,603.00			-	45,603.00
	35010-100 Shivanil Security Ser.		90,000.00			-	90,000.00
	35010-100 Shyam Rai Agency			811,467.00	811,467.00	-	-
	35010-101 Aakanksha Traders			47,578.00	47,578.00	-	-
	35010-101 Samaru Ram Sahu			37,896.00	37,896.00	-	-
	35010-102 Cg Jan Jagran Manav Seva Samiti			150,070.00	150,070.00	-	-
	35010-102 J K Shukla & Ass.			401,105.00	401,105.00	-	-
	35010-103 Apex Enterprises			41,940.00	41,940.00	-	-
	35010-103 Rajeshwari Construction			338,059.00	338,059.00	-	-
	35010-104 Krishna Solution			369,850.00	369,850.00	-	-
	35010-104 Ram Chandra Agrawal			12,320.00	12,320.00	-	-
	35010-105 Ratan Lal Yadav			457,700.00	905,012.00	-	447,312.00
	35010-106 Durga Construction			1,446,256.00	1,446,256.00	-	-
	35010-106 Maa Bhagwati Const.			1,466,261.00	1,650,149.00	-	183,888.00
	35010-107 D Ap Touch			261,806.00	261,806.00	-	-
	35010-107 D Ap Touch			2,450.00	2,450.00	-	-
	35010-107 Mayank Sounds		392.00	193,128.00	193,128.00	-	392.00
	35010-107 M/s Nakshtra Consturction.			270,183.00	270,183.00	-	-
	35010-108 C M Construction			157,496.00	157,496.00	-	-
	35010-109 Asim Seles Const			407,901.00	407,901.00	-	-
	35010-110 Jit Art		26,048.00			-	26,048.00
	35010-110 Varun Kumar Sahu			350,670.00	350,670.00	-	-
	35010-111 M J Shukla and Asso.			18,549.00	18,549.00	-	-
	35010-112 Om Sai Digital Studio			12,199.00	12,199.00	-	-
	35010-113 Tarun Cg			12,769.00	12,769.00	-	-
	35010-114 Chhattisgarh Watch		5,537.00			-	5,537.00
	35010-114 Studio Gelexy			10,090.00	10,090.00	-	-
	35010-115 Sai Copiers			3,499.00	3,499.00	-	-
	35010-116 Pochhar Enter Prises			72,453.00	72,453.00	-	-
	35010-117 Shuomi Lal Sahu			1,215,952.00	1,215,952.00	-	-
	35010-118 Aditya Bulidcon			1,258,165.00	1,258,165.00	-	-
	35010-118 Nai Dunia		6,324.00	12,743.00	12,743.00	-	6,324.00
	35010-119 Deshbhandu			18,729.00	18,729.00	-	-
	35010-119 Suleman Const.			500,641.00	500,641.00	-	-
	35010-120 Lakhan Traders			36,500.00	36,500.00	-	-
	35010-121 Haribhumi			44,391.00	44,391.00	-	-
	35010-122 Sri Borewell and Const.			508,023.00	508,023.00	-	-
	35010-123 Nohar Dhritahre			542,233.00	542,233.00	-	-
	35010-124 Rajendra Kumar Sahu			347,407.00	347,407.00	-	-
	35010-124 Shreyash Progresiv			3,905.00	3,905.00	-	-
	35010-125 Faim Bag			14,504.00	14,504.00	-	-
	35010-126 P.S. Enterprises			134,316.00	134,316.00	-	-
	35010-127 Ganesh Prashad Yadav			215,952.00	215,952.00	-	-
	35010-127 Swadesh			6,628.00	6,628.00	-	-
	35010-128 Ankush Rathore			250,915.00	250,915.00	-	-
	35010-12 Om Krishna		33,795.00	5,917,309.00	5,917,309.00	-	33,795.00
	35010-131 Navbhart			39,600.00	39,600.00	-	-
	35010-133 Bhaskar			34,080.00	34,080.00	-	-
	35010-136 Nav Pradesh			4,682.00	4,682.00	-	-
	35010-141 Adarsh Kiraya Bhandar		120,287.00	1,592,480.00	1,472,193.00	-	-



 Deputy Municipal Engineer (Finance)


 Municipality of Hapur (C.O.)

GL Code	GL Name	Opening Debit	Opening Credit	Transaction Debit	Transaction Credit	Closing Debit	Closing Credit
	35010-142 Sunil Sharma		25,595.00			-	25,595.00
	35010-143 K.S. Construction		1,267.00	775,222.00	775,222.00	-	1,267.00
	35010-145 Amar Vikas Seva Sansthan			715,680.00	715,680.00	-	-
	35010-146 Sharma Constructions		166,099.00			-	166,099.00
	35010-147 Yogmaya Construction		540.00	332,125.00	332,125.00	-	540.00
	35010-149 Anil Sharma		1,538.00			-	1,538.00
	35010-150 Archana Builders		124.00	1,358,019.00	1,357,781.00	-	217,886.00
	35010-154 JK Tiwari			237,206.00	237,206.00	-	-
	35010-155 Pratik Construction		165,342.00	239,523.00	74,181.00	-	-
	35010-157 Viral Buildcon		329,353.00	1,207,150.00	1,207,150.00	-	329,353.00
	35010-158 RP Sinha		188,711.00	237,851.00	237,851.00	-	188,711.00
	35010-159 KHETAN BUILDCON		240,068.00			-	240,068.00
	35010-162 Datta Eng. Works			54,880.00	54,880.00	-	-
	35010-162 Patel Security Services			141,338.00	141,338.00	-	-
	35010-163 Cg Rajya Beel and Krishna Viksh Niham			117,325.00	117,325.00	-	-
	35010-164 Rameshwar Prasad Sinha			285,436.00	285,436.00	-	-
	35010-165 Lapdars Security Services			305,785.00	305,785.00	-	-
	35010-166 Royal Tent House			400,440.00	400,440.00	-	-
	35010-167 Dynamic C. J. Equip.			251,996.00	251,996.00	-	-
	35010-168 New Bharat Security & Didective Ser.			1,604,911.00	1,604,911.00	-	-
	35010-169 Arvind Singh Thakur			45,144.00	45,144.00	-	-
	35010-16 Abdul Wakil Ashrafi		103,230.00	259,122.00	259,122.00	-	103,230.00
	35010-16 Mohd Yusuf			3,612,379.00	3,612,379.00	-	-
	35010-170 Dep Tech Solution			140,674.00	140,674.00	-	-
	35010-171 Keshav Prasad Pandey			22,572.00	22,572.00	-	-
	35010-172 Saiyad Kamal Ass.			86,778.00	86,778.00	-	-
	35010-173 Ganesh Yadav			820,555.00	820,555.00	-	-
	35010-174 Pragati Prakashan			4,682.00	4,682.00	-	-
	35010-175 Akash Tyre			91,775.00	91,775.00	-	-
	35010-176 Hltvad Samachar			2,539.00	2,539.00	-	-
	35010-176 Sharda Construction			1,928,178.00	1,928,178.00	-	-
	35010-177 Ispat Times			1,176.00	1,176.00	-	-
	35010-178 Studio Gelexy			37,877.00	37,877.00	-	-
	35010-179 R P Computer			4,714.00	4,714.00	-	-
	35010-17 Vikram Singh Thakur			919,348.00	919,348.00	-	-
	35010-180 Sanl Security Services			1,015,109.00	1,015,109.00	-	-
	35010-182 Anandam Mahila Kalyaan Samiti			4,249,503.00	4,249,503.00	-	-
	35010-183 Nil Kanth Jagat			1,483,687.00	1,483,687.00	-	-
	35010-184 Garv Corporation			1,142,629.00	1,142,629.00	-	-
	35010-185 Kul Vindar Singh Gill			1,570,172.00	1,570,172.00	-	-
	35010-186 Ravi Levanla			1,455.00	2,910.00	-	1,455.00
	35010-187 Parvati Traders			467,592.00	467,592.00	-	-
	35010-188 Abdul Rahim			394,940.00	394,940.00	-	-
	35010-189 Apex Interprises			214,439.00	214,439.00	-	-
	35010-18 Anil Rohra			491,753.00	491,753.00	-	-
	35010-18 a.p. Dhankar		100,192.00			-	100,192.00
	35010-190 Shyam Roy Agency			17,061.00	17,061.00	-	-
	35010-191 Navkar Associate			49,204.00	49,204.00	-	-
	35010-192 C.T. Contruction			201,359.00	201,359.00	-	-
	35010-193 Vaniya Landscaping			89,180.00	89,180.00	-	-
	35010-194 Quick Supply Agency			1,272,333.00	1,272,333.00	-	-
	35010-195 S.K. Engineering			102,749.00	102,749.00	-	-
	35010-196 Nine Star Enterprises			357,840.00	357,840.00	-	-
	35010-197 Sam Trading Comp.			1,063,545.00	1,063,545.00	-	-

Deputy Commissioner (Finance)
Municipal Corporation, Raipur (C.A.)



GL Code	GL Name	Opening Debit	Opening Credit	Transaction Debit	Transaction Credit	Closing Debit	Closing Credit
	35010-198 P.M.D. Infracon			1,813,642.00	1,813,642.00	-	-
	35010-199 Jai Devi Constuction			3,703,997.00	3,783,779.00	-	79,782.00
	35010-19 Karim Khan			1,165,789.00	1,165,789.00	-	-
	35010-200 Ashish Shrivastav			730,725.00	730,725.00	-	-
	35010-201 Maa Shitla Cons.			248,426.00	248,426.00	-	-
	35010-202 Amit Traders			557,474.00	557,474.00	-	-
	35010-203 Navneet Interprises			702,103.00	702,103.00	-	-
	35010-204 Noyak Constuction			648,606.00	648,606.00	-	-
	35010-205 A V Associates			218,668.00	218,668.00	-	-
	35010-21 Gopal Singh Dewangan			42,857.00	42,857.00	-	-
	35010-21 Janki Patel	138,100.00				-	138,100.00
	35010-24 Ashish Indurkar			372,957.00	372,957.00	-	-
	35010-25 Ghyanendra Singh Thakur			553,353.00	553,353.00	-	-
	35010-27 Sujata Cons.			961,580.00	961,580.00	-	-
	35010-28 Varun Kumar Sahu	90.00				-	90.00
	35010-29 Vishanu Prashad Sharma			59,922.00	59,922.00	-	-
	35010-30 Madhu Sudan Rav			898,794.00	898,794.00	-	-
	35010-30 Shyam Lal Sahu			1,002,075.00	1,002,075.00	-	-
	35010-32 Ganesh Cons.			1,252,702.00	1,252,702.00	-	-
	35010-33 Ramesh Singh Thakur			30,870.00	30,870.00	-	-
	35010-34 Amit Kumar Mishra			345,385.00	345,385.00	-	-
	35010-34 Vishal Kotwar			6,987,885.00	6,987,885.00	-	809,325.00
	35010-36 Prem Rav			1,114,199.00	1,114,199.00	-	348,007.00
	35010-36 Santosh Singh Rajput			215,331.00	215,331.00	-	-
	35010-37 Dinesh Singh Thakur			516,162.00	516,162.00	-	-
	35010-37 Raja Kshyap		9,032.00	1,502,863.00	1,502,863.00	-	9,032.00
	35010-38 Om Prakash Dhangar		122,603.00			-	122,603.00
	35010-39 Dhiral Shukla			775,456.00	775,456.00	-	-
	35010-42 Ritesh Singh Thakur			2,573,020.00	2,573,020.00	-	-
	35010-43 Shashank Mishra			508,207.00	508,207.00	-	-
	35010-44 Mahendra Soni			769,552.00	769,552.00	-	-
	35010-44 Sujata Con.			224,465.00	224,465.00	-	-
	35010-46 Sameera Singh		79,898.00	221,832.00	221,832.00	-	79,898.00
	35010-51 Durgesh Thakur			156,753.00	156,753.00	-	-
	35010-51 Harsh Wardhan Mishra			128,730.00	128,730.00	-	-
	35010-52 Sanjay Soni			46,361.00	46,361.00	-	-
	35010-54 Rekha Dewangan		76,523.00	729,560.00	729,560.00	-	76,523.00
	35010-55 Manoj Singh Thakur		366,720.00	2,668,849.00	2,668,825.00	-	366,696.00
	35010-56 Narayan Banchhor			1,168,596.00	1,168,596.00	-	54,000.00
	35010-57 Amit Parker		36,400.00	2,074,331.00	2,074,332.00	-	36,401.00
	35010-58 Gavasuddin		45,000.00	485,482.00	485,482.00	-	45,000.00
	35010-59 M/s B.K. Eng.	1.00		266,603.00	266,603.00	-	1.00
	35010-60-Aaditya Bulicon			257,842.00	257,842.00	-	-
	35010-60 - CG Swasthya Chetna Samiti			468,918.00	468,918.00	-	-
	35010-60 Universal Auto			441,848.00	441,848.00	-	-
	35010-61- Ankit Stone			21,001.00	21,001.00	-	-
	35010-61- Ramesh Shukla		3,914.00	2,736,510.00	2,736,510.00	-	3,914.00
	35010-62- Ajit Senapati			89,192.00	89,192.00	-	-
	35010-62 -Sharm Jiwi Mahila Swa Sahayta Smuh			7,013,199.00	7,013,199.00	-	-
	35010-63 Ganar Tyer Works	90.00		12,250.00	12,250.00	-	90.00
	35010-63- Mahakal Bulicon			663,606.00	663,606.00	-	-
	35010-64- Kusum Lata Vaidya			48,363.00	48,363.00	-	-
	35010-65 Bhaskar Nayak			512,441.00	512,441.00	-	-
	35010-68 Afex Interprises		7,108.00			-	7,108.00



 Deputy Municipal Engineer (C.A.)

 Rajapur (C.A.)

GL Code	GL Name	Opening Debit	Opening Credit	Transaction Debit	Transaction Credit	Closing Debit	Closing Credit
	35010-69 Krishna Pratap Singh			2,013,403.00	2,013,403.00	-	-
	35010-70 Harish Vardhan Mishra		51,740.00	166,904.00	166,904.00	-	51,740.00
	35010-71 - Raju Koshiya			2,140,490.00	2,140,490.00	-	-
	35010-71- Surendra Khandekar			4,689,724.00	4,689,724.00	-	-
	35010-71 Vaibhav			1,502,928.00	1,502,928.00	-	-
	35010-72-Madhusudan Rav			1,292,850.00	1,231,698.00	61,152.00	-
	35010-72 Sandeep Kumar Dewangan			4,240,109.00	4,240,109.00	-	-
	35010-73- Aaditya Enterprises			2,154,024.00	2,154,024.00	-	-
	35010-73-Akanksha Trads			126,602.00	126,602.00	-	-
	35010-74 BHAVANA MANAV SEWA SANSTHAN			4,258,296.00	4,258,296.00	-	-
	35010-75-Maholaxmi Computer			50,906.00	50,906.00	-	-
	35010-75- Manish Sharma			1,044,069.00	1,044,069.00	-	-
	35010-75- NATURE CARES			554,652.00	554,652.00	-	-
	35010-75- Sandip Goyanka Motor Garage			117,904.00	117,904.00	-	-
	35010-75- Sohan Sarmac			377,212.00	377,212.00	-	-
	35010-76-Abhishek Agrawal			1,356,202.00	1,356,202.00	-	-
	35010-76- Amar Vikash Seva Sanstitha		50,000.00	3,838,419.00	3,838,419.00	-	50,000.00
	35010-76 UDAN SOCIETY			751,464.00	751,464.00	-	-
	35010-76- Vaibhav Singh Thakurc			774,846.00	806,621.00	-	31,775.00
	35010-77 GAU. ANUSANDHAN			1,395,676.00	1,395,676.00	-	-
	35010-77-Rafik Ahmed			743,646.00	743,646.00	-	-
	35010-78- Ankita Electricals			11,662.00	11,662.00	-	-
	35010-79 TS Light Deco. & Elect.			891,821.00	891,821.00	-	-
	35010-7 Mahesh Soni		70,000.00	507,297.00	507,297.00	-	70,000.00
	35010-80 Ram Construction		8,000.00			-	8,000.00
	35010-80-Vijay Sankar			1,729,590.00	1,729,590.00	-	-
	35010-81-Mayank Tiwari			974,895.00	974,895.00	-	-
	35010-81- Yogita Construction			1,290,729.00	1,290,729.00	-	-
	35010-82- D M Jha			1,166,080.00	1,166,080.00	-	-
	35010-82- Durgesh Singh Thakur			308,217.00	308,217.00	-	-
	35010-82- Leopard Security Services			1,541,921.00	1,541,921.00	-	-
	35010-82- Rajesh Kumar Pal			732,766.00	732,766.00	-	-
	35010-83 Asim Sels			1,107,835.00	1,107,835.00	-	-
	35010-83 - Gramin Suidha Janhit Sanstha			1,908,155.00	1,938,461.00	-	30,306.00
	35010-83-Unarti Construction			1,187,712.00	1,187,712.00	-	-
	35010-84-BK Engineering Workshop			197,953.00	197,953.00	-	-
	35010-85- Ram Kinkar Singh			139,104.00	139,104.00	-	-
	35010-85 Syal & Company			606,572.00	606,572.00	-	-
	35010-85- Universal Auto Electricals			223,436.00	237,438.00	-	13,622.00
	35010-86-Navneet Interprises			240,759.00	240,759.00	-	-
	35010-86 Viswakarma Electrica Wors			1,523,072.00	1,523,072.00	-	-
	35010-88- Sourbh Singh Thakur			490,418.00	490,418.00	-	-
	35010-88 Vijaya Con.			2,084,151.00	2,084,151.00	-	-
	35010-88- Vipin Dube			13,440.00	13,440.00	-	-
	35010-89 J B Cont.			1,462,600.00	1,462,600.00	-	-
	35010-90- Gyanendra Sahu			792,816.00	792,816.00	-	-
	35010-90 - Pooja Traders			197,380.00	197,380.00	-	-
	35010-90- Vijaya Construction			218,929.00	218,929.00	-	-
	35010-91 - Anil Sankar			1,013,387.00	1,013,387.00	-	-
	35010-91- Dheerj Shukla			754,604.00	754,604.00	-	-
	35010-91 Rituraj Shirma			332,450.00	332,450.00	-	-
	35010-92 Navrang Electric			68,600.00	68,600.00	-	-
	35010-92 - Ram Dev Traders			443,762.00	443,762.00	-	-
	35010-92- Sanjeev Enterprises			1,182,472.00	1,182,472.00	-	-




Deputy Commissioner (Accounts)
Municipal Corporation, Rajpur (C.G.)

GL Code	GL Name	Opening Debit	Opening Credit	Transaction Debit	Transaction Credit	Closing Debit	Closing Credit
	35010-94 PRATIK ELECTRONICS			45,888.00	45,888.00	-	-
	35010-94- S.K Soni			555,958.00	555,958.00	-	-
	35010-95 A.G. Constrction			325,371.00	325,371.00	-	-
	35010-96 Adarsh Kiraya Bhandar			440,195.00	440,195.00	-	-
	35010-97 Komal Sarkar			550.00	550.00	-	-
	35010-97 YOGITA CONS			960,275.00	960,275.00	-	-
	35010-98 Ankita Janardan			33,192.00	33,192.00	-	-
	35010-99 Anad Kamde			41,135.00	41,135.00	-	-
	35010-99- Santosh Sahu			472,437.00	472,437.00	-	-
	53010-75- Amit Singh Thakur			379,363.00	379,363.00	-	-
	Adarsh Kiraya			231,058.00	231,058.00	-	-
	Aaj Ki Jandhara			15,825.00	15,825.00	-	-
	Aakansha Traders			111,075.00	111,075.00	-	-
	Aakash Trading			7,726,653.00	7,726,653.00	-	-
	Aakatar Khan			257,487.00	257,487.00	-	-
	Anand Mahila Samiti			1,745,542.00	1,745,542.00	-	-
	Aaradhiya Construction			321,743.00	321,743.00	-	-
	Aaradiya Construction			398,406.00	398,406.00	-	-
	Aarti Photo Studio			2,568.00	2,568.00	-	-
	Aashirwad Association			60,952.00	60,952.00	-	-
	Aashish Construction		40,421.00			-	40,421.00
	Aashish Poddhar		339,778.00	391,713.00	51,935.00	-	-
	Abdul Ahmed Ansari			22,934.00	22,934.00	-	-
	Abdul Rahim			2,840,851.00	2,840,851.00	-	-
	Adarsh Kiraya Bhandar			1,017,271.00	1,017,271.00	-	-
	Adarsh Kiraya Bhandara			1,438,273.00	1,438,273.00	-	-
	Adarsh Mahila Swasth Samuh			5,402,553.00	5,402,553.00	-	-
	Aditya Enterprises			2,817,517.00	2,817,517.00	-	-
	Aditya Bidkan			1,736,764.00	1,736,764.00	-	-
	Aditya Enterprises			2,593,835.00	2,593,835.00	-	-
	Aditya Interproeies			1,166,782.00	1,166,782.00	-	-
	Aditya Verma		41,760.00			-	41,760.00
	A.G. Contrac.			1,967,656.00	1,967,656.00	-	-
	Agradut Advertisement			15,178.00	15,178.00	-	-
	Ajay Kumar			293,225.00	293,225.00	-	-
	Akansha Traders			16,231.00	16,231.00	-	-
	Akash Tiwari			1,187,864.00	1,187,864.00	-	-
	Akash Tyre			25,371.00	25,371.00	-	-
	Akchhay Bhardwaj			12,000.00	12,000.00	-	-
	Amar Kumar Jha			1,667,783.00	1,667,783.00	-	-
	Amar Vikas Seva Sansthan			12,633,200.00	12,633,200.00	-	-
	Amber Hi-Tek Industries			11,000.00	11,000.00	-	-
	Amit Diesel			234,765.00	234,765.00	-	-
	Amit Thakur			22,050.00	22,050.00	-	-
	Amit Tredars			734,136.00	734,136.00	-	-
	Amit Volecha		48,467.00	4,449,465.00	4,449,465.00	-	-
	Amit Varcha			1,223,632.00	1,223,632.00	-	-
	Anil Geleore			1,183,535.00	1,183,535.00	-	-
	Anjar Jan Vikas Samiti			895,915.00	895,915.00	-	-
	Ankit Bhai Construction			3,219,215.00	3,219,215.00	-	-
	Ankush Rathod			2,199,522.00	2,199,522.00	-	-
	Ankush Rathore			388,745.00	388,745.00	-	-
	Anurag Construtions			1,001,560.00	1,001,560.00	-	-
	Apex Enterprises		307,000.00	6,942,527.00	6,635,527.00	-	48,467.00

Deputy Commissioner (Finance)
Municipal Corporation, Raipur (C.G.)



GL Code	GL Name	Opening Debit	Opening Credit	Transaction Debit	Transaction Credit	Closing Debit	Closing Credit
	Archana Yadu			516,405.00	516,405.00	-	-
	Archana			484,997.00	484,997.00	-	-
	Arhant Buildcon			821,589.00	821,589.00	-	-
	Arun Pandey			320,746.00	320,746.00	-	-
	Aseem Sales			1,140,918.00	1,187,107.00	-	46,189.00
	Ashish Construction		47,008.00	47,008.00		-	-
	Ashish Constructions			1,278,861.00	1,278,861.00	-	-
	Ashish Enterprises			60,771.00	60,771.00	-	-
	Ashish Patni			520,304.00	520,304.00	-	-
	Ashok Nagdev			1,953,042.00	1,953,042.00	-	-
	Ashok Tiwari			18,286.00	18,286.00	-	-
	Ashok Yadav			198,742.00	198,742.00	-	-
	Ashwani Nayak			37,631.00	37,631.00	-	-
	Ashwini Sing Thakur			367,010.00	367,010.00	-	-
	Asif Hussain			1,510,710.00	1,510,710.00	-	-
	Asim Sale			1,596,553.00	1,596,553.00	-	-
	Asim Sels		25,524.00	1,091,866.00	1,066,342.00	-	-
	Associates for Rular Social			28,190.00	28,190.00	-	-
	Associates Shanfar			43,855.00	43,855.00	-	-
	Association for Rural			128,257.00	128,257.00	-	-
	Atta Buildcon			1,460,960.00	1,460,960.00	-	-
	Atul Chouhan			709,013.00	709,013.00	-	-
	A. V. Associates			890,588.00	890,588.00	-	-
	Babla Kiraya Bhandar			3,178.00	3,178.00	-	-
	Bala Ji Treading			713,367.00	713,367.00	-	-
	Balendra Yadu			112,402.00	112,402.00	-	-
	Balraj Soni			2,003,925.00	2,003,925.00	-	-
	Balveer Singh Pannu			822,664.00	822,664.00	-	-
	Basant Girpunye			630,138.00	630,138.00	-	-
	Bhagwat Koushal			326,902.00	326,902.00	-	-
	Bharati Computer			13,000.00	13,000.00	-	-
	Bharati Interprties			295,088.00	295,088.00	-	-
	Bharat Pamar			22,442.00	22,442.00	-	-
	Bharat Paramar			19,502.00	19,502.00	-	-
	Bharat Parmar			257,884.00	257,884.00	-	-
	Bhartiya Enterprises			195,503.00	195,503.00	-	-
	Bhavesh Soni			47,614.00	47,614.00	-	-
	Bhavna Manav Sewa			1,484,279.00	1,484,279.00	-	-
	Bhiva Ji Rao			17,664.00	17,664.00	-	-
	Bhumika Chattrre			17,890.00	17,890.00	-	-
	Bhupendra Atavaiya		11,094.00	1,042,296.00	1,042,296.00	-	11,094.00
	Bhupesh Kumar Sahu			293,613.00	293,613.00	-	-
	Bhuvan Bharati			5,045.00	5,045.00	-	-
	Biju Jagre			2,000.00	2,000.00	-	-
	Bilasa Mangraj			2,000.00	2,000.00	-	-
	Bisaliya Yadav			2,000.00	2,000.00	-	-
	B. K. Engineering Workshops			20,483.00	20,483.00	-	-
	B. K Ing.			132,960.00	132,960.00	-	-
	B. K Sharma			193,242.00	193,242.00	-	-
	Boss Development Corporation			341,238.00	341,238.00	-	-
	B. Telicom Network		4,231.00			-	4,231.00
	C.A Shukla			19,950.00	19,950.00	-	-
	CDO Security Service			230,273.00	230,273.00	-	-
	Centre for Community Building			537,840.00	537,840.00	-	-



Deputy Commissioner, Hapur (U.P.)
Municipal Corporation, Hapur

GL Code	GL Name	Opening Debit	Opening Credit	Transaction Debit	Transaction Credit	Closing Debit	Closing Credit
	C.G Advertisement			9,365.00	9,365.00	-	-
	Cg Jansuvidha Paryawaran			433,634.00	433,634.00	-	-
	CG Rajya Bej Evam Krishi			175,806.00	175,806.00	-	-
	Chahak Stationary House			9,742.00	9,742.00	-	-
	Chaiti Bai Sani			2,000.00	2,000.00	-	-
	Chamru Ram Janghel			2,000.00	2,000.00	-	-
	Chandrashekhar Sahu			8,022,725.00	8,143,337.00	-	120,612.00
	Chandrakanti Yadav			2,000.00	2,000.00	-	-
	Chandra Shekhar Chandrakar			411,140.00	411,140.00	-	-
	Chandrashekhar Dhruv			1,443,934.00	1,443,934.00	-	-
	Chattisgarh Aashrem			558,000.00	558,000.00	-	-
	Chetan Patel			214,896.00	214,896.00	-	-
	Chhattisgarh Watch			8,512.00	8,512.00	-	-
	Chhattisgarh Construction		8,000.00	938,238.00	938,238.00	-	8,000.00
	Chhattisgarh Sulabh Swachhata Charity			1,004,723.00	1,004,723.00	-	-
	Chhattisgarh Watch		9,576.00			-	9,576.00
	Chhattisgarh Sulabh Seva Sansthan			534,059.00	534,059.00	-	-
	Chishakti Construction			1,698,432.00	1,698,432.00	-	-
	Chitrekha Sahu			2,000.00	2,000.00	-	-
	Chouhan Kirana Bhandar			103,680.00	103,680.00	-	-
	Chouhan Kiraya Bhandar			151,045.00	151,045.00	-	-
	Chudhamani Sahu			1,067,231.00	1,067,231.00	-	-
	City Cine Service			629,385.00	629,385.00	-	-
	City Construction			1,513,545.00	1,513,545.00	-	-
	Climate System			21,021.00	21,021.00	-	-
	Cooler House			16,000.00	16,000.00	-	-
	C.T. Construction			532,125.00	532,125.00	-	-
	Dainik Amrit Sandesh			25,418.00	25,418.00	-	-
	Dainik Bhaskar Press			24,811.00	24,811.00	-	-
	Dainik Dainandini			824.00	824.00	-	-
	Dainik Haribhoomi			9,009.00	9,009.00	-	-
	Dainik Lok Samachar			4,945.00	4,945.00	-	-
	Dainik Nai Duniya			12,011.00	12,011.00	-	-
	Dainik Samachar Deshbandhu			6,020.00	6,020.00	-	-
	Dainik Samachar Patra Navbharat			21,850.00	21,850.00	-	-
	Dainik Samachar Patra Nai Duniya			9,817.00	9,817.00	-	-
	Dap Tech Solution			263,646.00	263,646.00	-	-
	Dashrath Prashad Shukla		56,664.00	56,664.00		-	-
	Daulal Yadav			50,000.00	50,000.00	-	-
	Deccan Chronicle Holdings Limited			35,751.00	35,751.00	-	-
	Deepak Electrical			9,463.00	9,463.00	-	-
	Deepak Joshi		15,078.00	2,179,764.00	2,179,764.00	-	15,078.00
	Deepak Pradhan			1,878,400.00	1,878,400.00	-	-
	Delta Constructions			1,982,096.00	1,982,096.00	-	-
	Delta Contr.			934,372.00	934,372.00	-	-
	Denesh Kumar Sahu			47,040.00	47,040.00	-	-
	Dep Tech Solution					-	-
	Deshbandhu Prakashan			67,782.00	67,782.00	-	-
	Deshbandhu			3,343.00	3,343.00	-	-
	Devaghi Construction			109,247.00	109,247.00	-	-
	Devcham Varna			1,530,211.00	1,530,211.00	-	-
	Dhariaximi Inter Pr.			70,822.00	70,822.00	-	-
	Dhanraj Infotekchar			334,232.00	334,232.00	-	-
	Dhanraj Intrus.			2,017,314.00	2,017,314.00	-	-


Deputy Commissioner (Finance)
Mumbai Corporation, Rajpur (C.2.)



GL Code	GL Name	Opening Debit	Opening Credit	Transaction Debit	Transaction Credit	Closing Debit	Closing Credit
	Dhantri Bagh			2,000.00	2,000.00	-	-
	Dharamraj Sahu			118,684.00	118,684.00	-	-
	Dhira Bai			2,000.00	2,000.00	-	-
	Dilip Bharti		47,109.00				
	Dilip Kumar Sahu		8,905.00	417,259.00	417,259.00	-	47,109.00
	Dilip Kumar Shukla			122,158.00	122,158.00	-	8,905.00
	Dilip Sound			12,250.00	12,250.00	-	-
	Dipaak Sharma			875,487.00	875,487.00	-	-
	Dipika Varma			762,509.00	762,509.00	-	-
	D.K. Constructions			590,548.00	590,548.00	-	-
	D. Laxmi			2,000.00	2,000.00	-	-
	D. Laxmi Patnayak			2,000.00	2,000.00	-	-
	Dadaba Tyres			71,424.00	71,424.00	-	-
	Dubey Drillers			142,244.00	142,244.00	-	-
	DURVAS MATALE			219,788.00	219,788.00	-	-
	Durvas Mutale			3,386,520.00	3,456,465.00	-	69,945.00
	Dutta Engineering			121,128.00	121,128.00	-	-
	Dynamic(G) Equipments			12,489.00	12,489.00	-	-
	Eswari Varma			1,592,392.00	1,592,392.00	-	-
	Faem Bel			14,652.00	14,652.00	-	-
	Fortuna Enter Prising Agency			43,959.00	43,959.00	-	-
	Gaadi Wala Plastic			46,575.00	46,575.00	-	-
	Gagan Jansvidhan Sansthan			1,808,890.00	1,808,890.00	-	-
	Gagam Chabda			22,556.00	22,556.00	-	-
	Gagam Kavar			800.00	800.00	-	-
	Gajendra Kumar Chodri			288,356.00	288,356.00	-	-
	Ganesh Prashad			4,043,333.00	4,043,333.00	-	-
	Ganesh Yadav			2,590,605.00	2,590,605.00	-	-
	Ganoor Chohan			13,240.00	13,240.00	-	-
	Garve Corporation			1,944,202.00	1,944,202.00	-	-
	Gaurav Construction						
	Gayatri Gayakwad		14,762.00	832,216.00	832,216.00	-	14,762.00
	Gaytri Gaygwal			794,926.00	794,926.00	-	-
	Gitaa Manikpuri			2,000.00	2,000.00	-	-
	G.M Construction			791,020.00	791,020.00	-	-
	Goldy Brothers			378,941.00	378,941.00	-	-
	Gomesa Yadev			78,988.00	78,988.00	-	-
	Govil Nishad			2,000.00	2,000.00	-	-
	Gopal Singh Dewangan			12,000.00	12,000.00	-	-
	Gopinath Shende			337,402.00	337,402.00	-	-
	Goswami Constructions			3,575,963.00	3,575,963.00	-	-
	Gouri Bai Sahu			2,000.00	2,000.00	-	-
	Goverdhan Verma			2,000.00	2,000.00	-	-
	G.R. Enterprises			680,936.00	680,936.00	-	-
	Gururaj Constructions			1,860,824.00	1,860,824.00	-	-
	Haive Chendal			2,675.00	2,675.00	-	-
	Harbansh Chawala			510,820.00	510,820.00	-	-
	Haribhumi			9,009.00	9,009.00	-	-
	Haribhumi Advertisement			86,856.00	86,856.00	-	-
	Hariram Construction			179,260.00	179,260.00	-	-
	Hariyan Adiwasi			899,913.00	899,913.00	-	-
	Hariyan Adiwasi Manaw Vikas			913,501.00	913,501.00	-	-
	Harsh Wardhan Mishra			2,192,036.00	2,192,036.00	-	-
	Hemant Patel			772,450.00	772,450.00	-	-

Deputy Municipal Engineer (G.S.)
Municipal Corporation, Raipur (C.G.)


GL Code	GL Name	Opening Debit	Opening Credit	Transaction Debit	Transaction Credit	Closing Debit	Closing Credit
	Hemant Sharma			57,023.00	57,023.00	-	-
	Hemraj Umesh Kumar			9,687.00	9,687.00	-	-
	Hindustan Automobiles			114,660.00	114,660.00	-	-
	Hindustan Media			50,000.00	50,000.00	-	-
	Hitwad Advertisement			5,711.00	5,711.00	-	-
	Homelala Dhriya			2,286,563.00	2,286,563.00	-	-
	I.K. Chandrakar			13,116.00	13,116.00	-	-
	Indra Kumar Sharma			1,159,764.00	1,159,764.00	-	-
	Irfan Ansari			244,149.00	244,149.00	-	-
	Ishia Projects			2,253,233.00	2,253,233.00	-	-
	Ishwarlal Jagi			996,400.00	996,400.00	-	-
	Ishwarlal Tawre			87,742.00	87,742.00	-	-
	Ispat Time			5,292.00	5,292.00	-	-
	Iswar Kumar Sahu Construction			354,632.00	354,632.00	-	-
	Jagdeep Singh			22,050.00	22,050.00	-	-
	Jagdeep Singh Chandi			65,415.00	65,415.00	-	-
	Jageshwar Sahu			2,000.00	2,000.00	-	-
	Jelconstruction			215,211.00	215,211.00	-	-
	Jaika Automobiles & Finance Pvt Ltd.			2,720.00	2,720.00	-	-
	JASAWIN SINGH CHAWLA			590,260.00	590,260.00	-	-
	Jaspreet Kaur			2,000.00	2,000.00	-	-
	Joyanti Durga		19,707.00	450.00	450.00	-	19,707.00
	Joyanti Thakur			479,712.00	479,712.00	-	-
	Joyant Kumar Sahu			887,298.00	887,298.00	-	-
	Jay Jaya Sankar Const.			17,485.00	17,485.00	-	-
	Jayka Auto Moballe			2,259,158.00	2,259,158.00	-	-
	J.B. Construction			658,020.00	658,020.00	-	-
	J.B. Constructions			467,313.00	467,313.00	-	146,604.00
	Jitendra Shrama		146,604.00			-	-
	JK Tiwari			44,880.00	44,880.00	-	-
	J.P. Construction			1,473,401.00	1,473,401.00	-	-
	J.P. CONSTRUCTION			7,425.00	7,425.00	-	-
	J.P. Motors			57,266.00	57,266.00	-	-
	J. Shukla & Asosiasan			107,839.00	107,839.00	-	-
	J. Shukla Associate			51,539.00	51,539.00	-	-
	J Sukla & Associates			4,435,140.00	4,435,140.00	-	-
	J.T Interprise			8,160.00	8,160.00	-	-
	Kailash Nishad			2,000.00	2,000.00	-	-
	Kamala Bai Vishwakarma			63,762.00	63,762.00	-	-
	Kamal Narayan Sharma			14,571.00	14,571.00	-	-
	Kamlesh Tank			31,646.00	31,646.00	-	-
	Kanchan Motors Work			2,000.00	2,000.00	-	-
	Kanphula Baag			255,169.00	255,169.00	-	-
	Kapil Tiwari			6,000.00	6,000.00	-	-
	Karamjeet Aato Eng			2,000.00	2,000.00	-	-
	Kartik Chand Koley			2,000.00	2,000.00	-	-
	Kedarnath Sinha			47,326.00	47,326.00	-	-
	K.G.N Engineering Workshop			1,247,985.00	1,247,985.00	-	-
	Khalsa Contraction			600.00	600.00	-	-
	Khanna News Agency			2,000.00	2,000.00	-	-
	Khedra Bai Sinha			21,952.00	21,952.00	-	-
	Kirit Parmar			823,270.00	823,270.00	-	-
	Kishan Yadav			28,033.00	28,033.00	-	-
	Kolkata Engineering					-	-



 Deputy Commissioner (Finance)


 Municipality of Kolkata, Deptt (C.O.)

GL Code	GL Name	Opening Debit	Opening Credit	Transaction Debit	Transaction Credit	Closing Debit	Closing Credit
	Kaushalya Bai			2,000.00	2,000.00	-	-
	K.R.Dhiwar			66,665.00	66,665.00	-	-
	Krishna Chand Shukla			266,130.00	266,130.00	-	-
	Krishna Sahu			2,000.00	2,000.00	-	-
	Krishna Solution			20,575.00	20,575.00	-	-
	Krishna Pratap Shing			4,721,379.00	4,721,379.00	-	-
	Kritesh Kashyap			899,940.00	899,940.00	-	-
	K.S.Constructions			12,917,146.00	12,917,146.00	-	-
	Kumari Bai Nishad			2,000.00	2,000.00	-	-
	Kunti Bai Sahu			2,000.00	2,000.00	-	-
	Kunti Bai Yadav			2,000.00	2,000.00	-	-
	Lakhan Tandi			211,589.00	211,589.00	-	-
	Lal Chand Nagdev			422,799.00	422,799.00	-	-
	Lara Construction	14,911.00					14,911.00
	Laxmi Mobaile			49,990.00	49,990.00	-	-
	Laxmi Baghel			2,000.00	2,000.00	-	-
	Laxmi Bai Kushwaha			2,000.00	2,000.00	-	-
	Laxmi Computer & Stationery			16,958.00	16,958.00	-	-
	Laxmi Studio & Video Shooting			5,500.00	5,500.00	-	-
	Leela Jhanghel			2,000.00	2,000.00	-	-
	Leopard Security Services			134,638.00	134,638.00	-	-
	Leopards Security			776,156.00	776,156.00	-	-
	Leopard Security Services			1,244,477.00	1,244,477.00	-	-
	Lilar Singh Sahu			14,840.00	14,840.00	-	-
	Lok Maya Prakashan			5,795.00	5,795.00	-	-
	Maa Durga Constructions			2,164,331.00	2,164,331.00	-	-
	Maa Kali Cont. Supp			487,932.00	487,932.00	-	-
	Madhavrao Churra			1,218,675.00	1,218,675.00	-	-
	Madhusudan Rao			1,532,722.00	1,532,722.00	-	-
	Madhusudan Row			207,812.00	207,812.00	-	-
	Mahaveer Behera			1,830,203.00	1,830,203.00	-	-
	Mahaveer Sahu			305,025.00	305,025.00	-	-
	Mahavir Offset Printers			15,920.00	15,920.00	-	-
	Mahendra Ku. Sahu			2,171,007.00	2,403,616.00	-	232,609.00
	Mahendra Ratre			464,121.00	464,121.00	-	-
	Mahila Sv Sahayta Samuh			493,000.00	493,000.00	-	-
	Mahorama Sharma			2,000.00	2,000.00	-	-
	Manas Contr.	299,864.00		658,545.00	358,681.00	-	-
	Man Bai Yadav			2,000.00	2,000.00	-	-
	Mangalam Motors			111,776.00	111,776.00	-	-
	Manish Agrawal			384,504.00	384,504.00	-	-
	Manish Begani Const			6,470,979.00	6,470,979.00	-	-
	Manish Sharma			296,063.00	296,063.00	-	-
	Manju Deep				24,307.00	-	24,307.00
	Manoj Agrawal			1,302,659.00	1,302,659.00	-	-
	Manoj Dewangan	119,737.00		349,601.00	349,601.00	-	119,737.00
	Manoj Jain			762,324.00	762,324.00	-	-
	Manoj Motor			1,156,264.00	1,156,264.00	-	-
	Manoj Sing Thakar			861,873.00	902,873.00	-	41,000.00
	Mia Shitla Contraction			376,190.00	376,190.00	-	-
	Mask A Group of Artist			430,208.00	430,208.00	-	-
	Mata Construction			1,244,622.00	1,244,622.00	-	-
	Mayank Sounds & Decoration			82,412.00	82,412.00	-	-
	Mayank Sounds & Light Decorations			15,288.00	15,288.00	-	-



 Deputy Municipal Engineer, Haipur (C.O. 12)


GL Code	GL Name	Opening Debit	Opening Credit	Transaction Debit	Transaction Credit	Closing Debit	Closing Credit
	Mayank Tiwari			1,971,429.00	1,971,429.00	-	-
	Mb Computer Services			11,219.00	11,219.00	-	-
	Mesars Amar Vikas Seva Samiti			824,346.00	824,346.00	-	-
	Messers Myth			417,178.00	417,178.00	-	-
	M.G.M. Associates		11,385.00	974,856.00	974,856.00	-	11,385.00
	Mishan Media			6,689.00	6,689.00	-	-
	Mission Media Pvt Ltd		22,608.00	8,478.00		-	14,130.00
	Mit Sri Info Tech			38,500.00	38,500.00	-	-
	Mohammad Fez			315,771.00	315,771.00	-	-
	Mohan Export Pira. Lim			54,585.00	54,585.00	-	-
	Mohd Shafiqullah			6,872,235.00	6,872,235.00	-	-
	Mohd Subhankhan			30,030.00	30,030.00	-	-
	Mohendra Sahu			46,863.00	46,863.00	-	-
	Moinuddin Construction			2,342,564.00	2,342,564.00	-	-
	Mo. Javed					-	-
	Mokesh Development			222,720.00	222,720.00	-	-
	Mokisha Development Crop.			398,281.00	398,281.00	-	-
	Moolchand Ojha			55,684.00	55,684.00	-	-
	Mor Pirahil			23,520.00	23,520.00	-	-
	Mo. Samsudin Construction			874,641.00	874,641.00	-	-
	Mo. Shafi Ullah			896,155.00	896,155.00	-	-
	Motimehal			9,898.00	9,898.00	-	-
	Mr. Amit Dasal			556,249.00	556,249.00	-	-
	Mr. Dilip Kumar Yadu			88,356.00	88,356.00	-	-
	Mritunjai Sewa Sanstha			1,362,626.00	1,362,626.00	-	200,000.00
	Mr. Manoj Shing Thakur			104,242.00	104,242.00	-	-
	Mrs. Ramvati			362,640.00	362,640.00	-	-
	M/s Amar Vikas Seva Sansthan			191,712.00	191,712.00	-	-
	M/s Apces Enterprises			37,240.00	37,240.00	-	-
	M/s Chandra Shekhar Sahu			272,679.00	272,679.00	-	-
	M.S. Constructions			48,368.00	48,368.00	-	-
	M/s Jagesh Ghritlehere			56,820.00	56,820.00	-	-
	Ms Jain Trending			382,294.00	382,294.00	-	-
	M/s Kishan Yadav			288,881.00	288,881.00	-	-
	M/S Mahesh Pal			545,320.00	545,320.00	-	-
	M/s Moinuddin			129,531.00	129,531.00	-	-
	M/s Myth			45,811.00	45,811.00	-	-
	M/s Quicks Supply Agency			336,162.00	336,162.00	-	-
	M/S Real Value Infracom			4,465,400.00	4,465,400.00	-	-
	Ms Saina Security & Placement			962,094.00	962,094.00	-	-
	M/s Shima Construction			182,687.00	182,687.00	-	-
	Ms Shyal and Co			235,144.00	235,144.00	-	-
	M/s Vinod Shukla			252,755.00	252,755.00	-	-
	Mukesh Chandra Awasthi			3,077,404.00	3,424,644.00	-	347,240.00
	Mulchandrar Shinha			2,236,576.00	2,236,576.00	-	-
	Nai Duniya		36,253.00	31,145.00		-	24,926.00
	Nanda Singh			2,000.00	2,000.00	-	-
	Nand Gopal Verma			1,754,560.00	1,754,560.00	-	-
	Nand Kishor Deep			1,083,806.00	1,083,806.00	-	-
	Narayan Banchar			1,279,105.00	1,279,105.00	-	-
	Narendar Kumar Sahu			16,464.00	16,464.00	-	-
	Narendra Bharti			215,925.00	215,925.00	-	-
	Narendrab Singh Thakur			665,434.00	665,434.00	-	-
	Narmada Matale			2,000.00	2,000.00	-	-



 Deputy Commissioner (Financials)

 Municipal Corporation, Bhopal

GL Code	GL Name	Opening Debit	Opening Credit	Transaction Debit	Transaction Credit	Closing Debit	Closing Credit
	Nava Bharat			31,635.00	31,635.00	-	-
	Navbharat		27,447.00			-	27,447.00
	Nav Bharat Agency			51,708.00	58,041.00	-	6,333.00
	Nav Durga Mahila			1,441,360.00	1,441,360.00	-	-
	Naveen Agarwal			2,557,770.00	2,557,770.00	-	-
	Navin Bhatti			2,309,653.00	2,309,653.00	-	-
	Navnit Enterprises			404,992.00	404,992.00	-	-
	Navrang Electric			247,016.00	247,016.00	-	-
	Navrang Electricals			1,158,365.00	1,158,365.00	-	-
	Navrang Electric Work			2,751,477.00	2,751,477.00	-	-
	Neera Cont.			74,447.00	74,447.00	-	-
	Neeraj Singh Thakur			318,528.00	318,528.00	-	-
	New Adarsh Tent House			99,506.00	99,506.00	-	-
	New Bharat Security & Detective Services			605,855.00	605,855.00	-	-
	Nikhil Pandya			1,725,081.00	2,194,841.00	-	469,760.00
	Niraj Singh Thakur			264,483.00	264,483.00	-	-
	Niranjan Sharma Construction			320,234.00	320,234.00	-	-
	Niskuthan & Vikas Samitee			898,560.00	898,560.00	-	-
	N.K.Tripathi			103,258.00	103,258.00	-	-
	Nohar Ghritaloha			283,008.00	283,008.00	-	-
	Nohar Ghrit Lahare			1,749,830.00	1,749,830.00	-	-
	Ojus Construction			654,366.00	698,400.00	-	44,034.00
	Om Krishna Construction			774,374.00	774,374.00	-	-
	Om Prakash Construction			997,370.00	997,370.00	-	-
	Om Prakash Jha			4,051,110.00	4,051,110.00	-	-
	Omrakash Sharma			308,736.00	308,736.00	-	-
	Om Shri Sai Construction			34,546.00	34,546.00	-	-
	O.P. Verma			1,924.00	1,924.00	-	-
	Panimal Kashyap			800,000.00	800,000.00	-	-
	Pano Mahanand			2,000.00	2,000.00	-	-
	Param Solution			36,000.00	36,000.00	-	-
	Parvati Yadav			2,000.00	2,000.00	-	-
	Pasison Services			1,491,422.00	1,491,422.00	-	-
	Patel Kiray Bhandar			67,718.00	67,718.00	-	-
	Pathirka Advertisement			8,215.00	8,215.00	-	-
	Pawan Varma			297,106.00	297,106.00	-	-
	Pawan Yadu			3,242,528.00	3,242,528.00	-	-
	P.C. Systems			37,896.00	37,896.00	-	-
	PENSION SERVICE			1,148,059.00	1,148,059.00	-	-
	Photonik System			38,390.00	38,390.00	-	-
	Pintwire Informatics Pvt Ltd			17,858.00	17,858.00	-	-
	Pitambar Choudhari			1,528,488.00	1,528,488.00	-	-
	Pitamber Choudhary			644,214.00	644,214.00	-	-
	Planet Intratech			13,381.00	13,381.00	-	-
	P.M.D. Infracon			2,691,121.00	2,691,121.00	-	-
	Pnu Network			1,500.00	1,500.00	-	-
	Poddar Enterprises			1,003,921.00	1,003,921.00	-	-
	Pooja Construction			769,106.00	769,106.00	-	-
	Poonam Chhipekar			2,000.00	2,000.00	-	-
	Prabhu Construction			2,128,560.00	2,128,560.00	-	-
	Prabhuleet Singh Risam			1,315,160.00	1,315,160.00	-	-
	Pradeep Agrawal			1,325,906.00	1,325,906.00	-	-
	Pradeep Kumar Sahu			230,665.00	230,665.00	-	-
	Pragati Prakashan Pvt. Ltd.			20,067.00	20,067.00	-	-



Deputy Commissioner (Finance)
Municipal Corporation, Raipur (C.G.)

GL Code	GL Name	Opening Debit	Opening Credit	Transaction Debit	Transaction Credit	Closing Debit	Closing Credit
	Pragati Prakashin			8,919.00	8,919.00	-	-
	Prakash Ravtani			18,700.00	18,700.00	-	-
	Prakash News Advertisement			7,065.00	7,065.00	-	-
	Pramod Nayak			2,000.00	2,000.00	-	-
	Prasanina Mishra			552,294.00	552,294.00	-	-
	Pratik Tiwari			252,749.00	252,749.00	-	-
	Pratima Gajbihiye			2,000.00	2,000.00	-	-
	Pravej Akhtar			238,350.00	238,350.00	-	-
	Preetam Mahanand			81,740.00	81,740.00	-	-
	P.S. Construction			554,450.00	554,450.00	-	-
	P.Shankar Rao			56,792.00	56,792.00	-	-
	P.S. Interprises		28,310.00	28,310.00		-	-
	Purnedia Light Decoration			150,986.00	150,986.00	-	-
	Purnima Soni			2,000.00	2,000.00	-	-
	Puspa Sen			4,000.00	4,000.00	-	-
	Rachna Paste Control			140,667.00	140,667.00	-	-
	Radha Kunaj Construction			568,147.00	568,147.00	-	-
	Radha Thakur			865,390.00	865,390.00	-	-
	Rafia Ahmad		11,156.00	4,648,670.00	4,654,762.00	-	17,248.00
	Rag Rang			81,340.00	81,340.00	-	-
	Rainbow Enterprises			1,672,537.00	1,672,537.00	-	-
	Raini Bai Chaturvad			2,000.00	2,000.00	-	-
	Raja Construction			91,775.00	98,333.00	-	6,558.00
	Raja Kashyap			1,267,796.00	1,267,796.00	-	-
	Rajeev Kumar Sahu			508,485.00	508,485.00	-	-
	Rajendar Kumar Construction			31,903.00	31,903.00	-	-
	Rajendra Kumar Sahu			2,657,888.00	2,657,888.00	-	-
	Rajendra Yadav			2,275,333.00	2,275,333.00	-	-
	Rajesh Kumar Pal			1,567,445.00	1,567,445.00	-	-
	Rajesh Tandi			2,000.00	2,000.00	-	-
	Rajasthan Patrika			6,161.00	6,161.00	-	-
	Rajiv Kumar Sahu			2,792,594.00	2,792,594.00	-	-
	Rajkanya Soni			2,000.00	2,000.00	-	-
	Rajkumar Verma			11,100.00	11,100.00	-	-
	Raj Kumar Yadav			704,141.00	738,577.00	-	34,436.00
	Raj Mining Construction			4,196,690.00	4,196,690.00	-	-
	Raj Rajeshwari Construction			85,616.00	85,616.00	-	-
	Rajshree Consultants			130,761.00	130,761.00	-	-
	Raju Kashyap			3,755,749.00	3,755,749.00	-	-
	Raju Krishi Kendra			188,024.00	188,024.00	-	-
	Raju Kshyap			1,755,601.00	1,755,601.00	-	-
	Rakesh Sarthi			4,979,054.00	4,979,054.00	-	-
	Rakesh Singh Thakur			3,569,875.00	3,569,875.00	-	-
	Rakesh Yadav			12,194.00	12,194.00	-	-
	Ramchand. Seva Sansthan			897,814.00	897,814.00	-	-
	Ramdev Lahare			2,000.00	2,000.00	-	-
	Ramdulari Vishakarma			2,000.00	2,000.00	-	-
	Ramesh Tiwari			842,927.00	842,927.00	-	-
	Rameshwari Sahu			2,000.00	2,000.00	-	-
	Ramkali Manikpuri			2,000.00	2,000.00	-	-
	Ram Kumar Nayak			2,150,678.00	2,150,678.00	-	-
	Ram Lal Yadav			2,000.00	2,000.00	-	-
	Rangadahan Kshtriya			69,342.00	69,342.00	-	-
	RAO CSPCL			92,000.00	92,000.00	-	-

Deputy Commissioner (Finance)
Municipal Corporation, Bhopal (C.A.)



GL Code	GL Name	Opening Debit	Opening Credit	Transaction Debit	Transaction Credit	Closing Debit	Closing Credit
	Rathor Stationery			28,313.00	28,313.00	-	-
	Ravindra Bagade			2,045,050.00	2,045,050.00	-	-
	Rekha Devangan			336,852.00	336,852.00	-	-
	Rekha Dewangan			364,493.00	364,493.00	-	-
	Rembe Interprises			247,524.00	247,524.00	-	-
	Rishabh Shri Seva Sansatha			4,415,400.00	4,415,400.00	-	-
	RISRP Engineering Com			1,056,048.00	1,056,048.00	-	-
	Ritesh Raksel			341,236.00	341,236.00	-	-
	Robin Kumar Sahu			765,887.00	765,887.00	-	-
	Roma Tiwari			55,396.00	55,396.00	-	-
	Roshan Verma			2,000.00	2,000.00	-	-
	Royal Tent House			496,137.00	496,137.00	-	-
	Royal Traders			9,100.00	9,100.00	-	-
	Roy Enterprises			52,574.00	52,574.00	-	-
	R.R. Beniya Flax		1,400.00	34,712.00	34,712.00	-	1,400.00
	R.R. T Electricals			18,432.00	18,432.00	-	-
	Rukhamani Sagar			2,000.00	2,000.00	-	-
	Rup Agencies			67,367.00	67,367.00	-	-
	Sabal Jan Kalayan Society			3,223,695.00	3,223,695.00	-	-
	Sabir Rajia			35,241.00	35,241.00	-	-
	Sabnam Service			32,738.00	32,738.00	-	-
	Sachidanand Gondre			851,776.00	851,776.00	-	-
	Sahu Brekar			188,305.00	188,305.00	-	-
	Sahu Traders			401,240.00	401,240.00	-	-
	Sai Copiers					-	-
	Sai Enterprises			261,943.00	261,943.00	-	-
	Sai Om Construction			72,280.00	72,280.00	-	-
	Sai Ram Enterprises			866,741.00	866,741.00	-	-
	Saj Technical			23,922.00	23,922.00	-	-
	Sakti Construction			509,600.00	509,600.00	-	-
	Salkaran Sahu			234,995.00	234,995.00	-	-
	Samaru Ram Sahu			1,141,811.00	1,141,811.00	-	-
	Samir Mahilang			240,120.00	240,120.00	-	-
	Samriddhi Developers			2,592,024.00	2,592,024.00	-	-
	Samridhi Developers & Suppliers			929,801.00	929,801.00	-	-
	Sandeep Devangan			2,339,874.00	2,339,874.00	-	-
	Sandeep Goyamka. Moter			40,984.00	40,984.00	-	-
	Sandeep Goyamka Moter Garage			467,428.00	467,428.00	-	-
	Sangini Mahila Society			645,308.00	645,308.00	-	-
	Saniya Shekh			317,565.00	317,565.00	-	-
	Sanjay Chauhan			565,170.00	565,170.00	-	-
	Sanjay Verma			4,315.00	4,315.00	-	-
	Sanjeev Enter.			601,077.00	601,077.00	-	-
	Santa Yadav			464,256.00	464,256.00	-	-
	Santosh Kumar Banjare			351,015.00	351,015.00	-	-
	Santosh Kumar Mishra			8,405,410.00	8,405,410.00	-	-
	Santosh Kumar Sahu Construction			7,588,994.00	7,588,994.00	-	-
	Santosh Kumar Verma			692,740.00	692,740.00	-	-
	Santosh Singh Thakur			2,000.00	2,000.00	-	-
	Satish Banjare			1,205,121.00	1,205,121.00	-	-
	Satish Kumar Banjare			1,645,503.00	1,645,503.00	-	-
	Satyendra Nath Vishwash			116,364.00	116,364.00	-	-
	Seerat Light Decoration			35,280.00	35,280.00	-	-
	Sekh Mennvar Hushen			141,938.00	141,938.00	-	-

Deputy Commissioner
Muzaffargarh District, Muzaffargarh (G.G.)




GL Code	GL Name	Opening Debit	Opening Credit	Transaction Debit	Transaction Credit	Closing Debit	Closing Credit
	Sephali Battachary			2,000.00	2,000.00	-	-
	Shamukh Rao			2,000.00	2,000.00	-	-
	Shankara Bai			2,000.00	2,000.00	-	-
	Shanta Yadav			358,640.00	358,640.00	-	-
	Shanti Traders			277,684.00	277,684.00	-	-
	Shanti Traders			585,831.00	585,831.00	-	-
	Sharma Contr.			1,271,782.00	1,271,782.00	-	-
	Shashank Mishra			4,086,637.00	4,086,637.00	-	-
	Shayam Roy			42,293.00	42,293.00	-	-
	Sheela Yadav			2,000.00	2,000.00	-	-
	Shidhi Vinayak Buildcon			108,889.00	108,889.00	-	-
	Shikhar Advertisement			5,652.00	5,652.00	-	-
	Shivani Security Services			44,523.00	44,523.00	-	-
	Shourabh Khare			194,220.00	194,220.00	-	-
	Shrashti Construction			2,212,743.00	2,212,743.00	-	-
	Shree Mahakal Buildcon			512,070.00	512,070.00	-	-
	Shreya Earthmovers			13,720.00	13,720.00	-	-
	Shri Ankush Rathore			980,393.00	980,393.00	-	-
	Shri Arvind Shing Chohan			1,228,500.00	1,228,500.00	-	-
	Shri Ashok Kumar Nagdev			37,268.00	37,268.00	-	-
	Shri Dashrath Prasad Shukla			92,298.00	92,298.00	-	-
	Shri Gulab Chand Jain			459,484.00	459,484.00	-	-
	Shri Ishvari Verma			1,953,461.00	1,953,461.00	-	-
	Shri Manish Agrawal Construction			257,075.00	257,075.00	-	-
	Shri Manoj Jain			870,426.00	870,426.00	-	-
	Shri Pratik Mahanand			140,895.00	140,895.00	-	-
	Shri Rajendra Kumar Sahu			1,488,216.00	1,488,216.00	-	-
	Shri Ram Constructions			7,456,508.00	7,456,712.00	-	290,204.00
	Shri Ramlakhan Sahu			2,061,022.00	2,061,022.00	-	-
	Shri Ratna Khanij Udhog			284,751.00	284,751.00	-	-
	Shri Satyendra Nath Biswas			38,791.00	38,791.00	-	-
	Shri Shoukat Ali			82,699.00	82,699.00	-	-
	Shri S.P. Tripathi			4,390.00	4,390.00	-	-
	Shri Vijay Rajwani			20,700.00	20,700.00	-	-
	Shri Vikram Singh			422,830.00	422,830.00	-	-
	Shri Vinod Kumar Agarwal			1,084,183.00	1,084,183.00	-	-
	Shri Vipin Dube			19,404.00	19,404.00	-	-
	Shushila Bai Nishad				2,000.00	-	2,000.00
	Shyama Bai			2,000.00	2,000.00	-	-
	Shyam Bahadur Choudhri			71,409.00	71,409.00	-	-
	Shyamrai Agency			59,418.00	59,418.00	-	-
	Shyam Roy Agencies			8,659.00	8,659.00	-	-
	Shyam Sundar			97,169.00	97,169.00	-	-
	Shyam Sunder Chagani		25,618.00	5,722,487.00	5,634,022.00	62,847.00	-
	Siddhi Vinayak			497,981.00	497,981.00	-	-
	Sidhivinayak Traders			120,276.00	120,276.00	-	-
	Sigh & Sons			834,021.00	834,021.00	-	-
	Sindhu Santraktshak Samojik Sansthan			216,000.00	216,000.00	-	-
	Siyal & Company			1,252,960.00	1,252,960.00	-	-
	S.K. Dewagan			8,900.00	8,900.00	-	-
	S.M. Const.			724,708.00	724,708.00	-	-
	S.M. Construction			872,414.00	872,414.00	-	-
	Smt Pooja Bundela			396,381.00	396,381.00	-	-
	Sohan Singh			529,638.00	529,638.00	-	-


 Deputy Comptroller (Finance)
 Municipal Corporation of Greater Mumbai (C.G.)

GL Code	GL Name	Opening Debit	Opening Credit	Transaction Debit	Transaction Credit	Closing Debit	Closing Credit
	Somtesh Veekay			708,367.00	708,367.00	-	-
	Soni Security			34,676.00	34,676.00	-	-
	Soni Security Services			1,072,019.00	1,072,019.00	-	-
	Sourabh Khare			4,285,250.00	4,285,250.00	-	-
	S.S.D. Electronic			7,200.00	7,200.00	-	-
	S.S. Enterprises			919,076.00	919,076.00	-	-
	S.S. Service			19,292.00	19,292.00	-	-
	Studio Galxy			43,659.00	43,659.00	-	-
	Subhadra Sikka			2,000.00	2,000.00	-	-
	Subhan Khan			10,550.00	10,550.00	-	-
	Sudha Thakur			2,000.00	2,000.00	-	-
	Sudhir Gatam Construction			143,520.00	143,520.00	-	-
	Sudhir Tark			28,737.00	28,737.00	-	-
	Sujeet Singh			1,147,882.00	1,147,882.00	-	-
	Sukhiya Bai			2,000.00	2,000.00	-	-
	Sukhiya Bai Sahu			2,000.00	2,000.00	-	-
	Sunil Gupta			2,374,808.00	2,374,808.00	-	-
	Sunil Panday			236,845.00	236,845.00	-	-
	Sunil Singh Thakur			179,170.00	179,170.00	-	-
	Sunita Bagade			2,000.00	2,000.00	-	-
	Suraj Behra			318,550.00	318,550.00	-	-
	Suraj Nayak			220,018.00	220,018.00	-	-
	Surendra Chandra			359,186.00	359,186.00	-	-
	Surendra Khandekar			102,732.00	102,732.00	-	-
	Surendra Rana			678,416.00	678,416.00	-	-
	Suresh Ku. Agrawal			2,958,710.00	2,958,710.00	-	-
	Surjeet Singh		4,000.00	1,133,875.00	1,133,875.00	-	-
	SURMI MAHILA MANDAL					-	4,000.00
	Suvinay Manjhi			2,059,591.00	2,059,591.00	-	-
	Swades			5,329.00	5,329.00	-	-
	Swadesh Advertisement			59,238.00	59,238.00	-	-
	Syal and Company			279,545.00	279,545.00	-	-
	Tarachand Joshi			3,786.00	3,786.00	-	-
	Tarun C.G. Advertisement			4,256.00	4,256.00	-	-
	Tasha Transport			265,688.00	265,688.00	-	-
	Teerath Nayak			165,516.00	165,516.00	-	-
	Tejram Sahu			68,640.00	68,640.00	-	-
	Trishnaa Khasnani			14,406.00	14,406.00	-	-
	Ujjawal Mahila Swasth Sahayta			1,045,495.00	1,045,495.00	-	-
	U Like Auto Care			60,173.00	60,173.00	-	-
	Uma Mahanand					-	2,000.00
	UMDA ELECTRICALS			24,311.00	24,311.00	-	-
	Umesh Namdeo			330,305.00	330,305.00	-	-
	Umesh Varma			4,489,051.00	4,489,051.00	-	-
	Umeshwar Sing			2,000.00	2,000.00	-	-
	Universal Auto Electrical			12,000.00	12,000.00	-	-
	Universal Auto Electricals			229,036.00	229,036.00	-	-
	Uppal Construction			34,715.00	34,715.00	-	-
	Urmila Bai Sen			2,000.00	2,000.00	-	-
	Usha Bai Patak			2,000.00	2,000.00	-	-
	Uttam Trading Company	25,908.00		577,002.00	577,002.00	-	25,908.00
	Vandana Construction			1,242,939.00	1,242,939.00	-	-
	Vandana Constructions			789,859.00	789,859.00	-	-
	Vandita Mishra			1,087,850.00	1,087,850.00	-	-

Deputy Commissioner (Finance)
Municipal Corporation, Raipur (C.G.)

GL Code	GL Name	Opening Debit	Opening Credit	Transaction Debit	Transaction Credit	Closing Debit	Closing Credit
	Vanya Landscaping			53,176.00	53,176.00	-	-
	Varma Screen Printers			154,383.00	154,383.00	-	-
	Vijaya Construction and Suppliers			15,672,031.00	15,672,031.00	-	-
	Vijaya Construction			5,382,426.00	5,382,426.00	-	-
	Vijay Dahriya			2,169,629.00	2,169,629.00	-	-
	Vijay Motor Garage			425,099.00	425,099.00	-	-
	Vijay Sonekar			89,652.00	89,652.00	-	-
	Vijay Sonkar			1,001,528.00	1,001,528.00	-	-
	Vikash Scurty			1,058,035.00	1,058,035.00	-	-
	Vikas Security Service			2,631,362.00	2,631,362.00	-	-
	Vikas Security & Services			638,322.00	638,322.00	-	-
	Vikram Sing			129,234.00	129,234.00	-	-
	Vikram Singh	3,168.00		4,480,771.00	4,480,771.00	-	3,168.00
	Vimal Sing.	74,764.00		4,646,636.00	4,571,872.00	-	-
	Vinayak Traders			50,944.00	50,944.00	-	-
	Vinay Gayakwar			112,603.00	112,603.00	-	-
	Vinay Kumar Sharma			346,897.00	346,897.00	-	-
	Vinod Kumar Devangan			8,125.00	8,125.00	-	-
	Vinod Shukla			1,516,281.00	1,516,281.00	-	-
	Vinod Tiwari			833,558.00	833,558.00	-	-
	Vinendra Giri			192,910.00	192,910.00	-	-
	Vipin Dube			14,971.00	14,971.00	-	-
	Viplav Traders			9,958.00	9,958.00	-	-
	Viraj Buildcon			687,381.00	687,381.00	-	-
	Viraj Vikdan Construction			124,549.00	124,549.00	-	-
	Vishkarma Electric Work			1,645,558.00	1,645,558.00	-	-
	V.K.S Construction			857,554.00	857,554.00	-	-
	Vouras Infotech			12,221.00	12,221.00	-	-
	V.R. Enterprises			7,800.00	7,800.00	-	-
	Web Blinto Technology			42,336.00	42,336.00	-	-
	Yadav News Agency			4,166.00	4,166.00	-	-
	Y. Laxmi			2,000.00	2,000.00	-	-
	Yogesh Bhawe			115,959.00	115,959.00	-	-
	Yogesh Ku Sahu			167,486.00	167,486.00	-	-
	Yog Maya Construction			327,349.00	327,349.00	-	-
	Zamil Ahmad			1,150.00	1,150.00	-	-
	35010-01 - Suppliers Control Account	11,969,678.20			23,598.00	-	11,993,276.20
	35010-11 - Contractors Control Account	335,114,030.99		1,029,704.00	896,155.00	-	334,980,481.99
	35010-41-Bharat Kiraya Bhandar			268,741.00	268,741.00	-	-
	95 FM Todka			236,996.00	236,996.00	-	-
	98.3 Radio Mirchi			99,672.00	99,672.00	-	-
	Abhilasha			119,416.00	119,416.00	-	-
	Abhinav Shukla			1,874,012.00	1,978,088.00	-	106,068.00
	ABP Pvt Ltd	1,992.00		475,570.00	475,570.00	-	-
	Adarsh Computer & Stationery			22,248.00	22,248.00	-	-
	Adarsh Tant House			516,324.00	516,324.00	-	-
	Aditya Sales			111,142.00	111,142.00	-	-
	ADMS Raipur	2,793,761.00		104,066,382.00	105,255,308.00	-	3,982,687.00
	A.Gopal Rao Justic			714,000.00	714,000.00	-	-
	Agradoot			9,880.00	9,880.00	-	-
	Agrawal Auto Spares			30,349.00	30,349.00	-	-
	Ajeet Senapati	32,038.00		1,781,567.00	1,781,567.00	-	32,038.00
	A.K.A Consultant Pvt.Ltd.			20,000.00	20,000.00	-	-



Deputy Commissioner (Finance)
Government of India

GL Code	GL Name	Opening Debit	Opening Credit	Transaction Debit	Transaction Credit	Closing Debit	Closing Credit
	Akanchha Traders			160,481.00	160,481.00	-	-
	Akash Trading			4,140,875.00	4,140,875.00	-	-
	A. K. Patnayak (Justice)			256,500.00	256,500.00	-	-
	Alok Mishra			315,315.00	315,315.00	-	-
	Aman Agro Industries			889,033.00	889,033.00	-	-
	Amar Ujala			137,984.00	137,984.00	-	-
	Amar Vikash Sewa Sansthan			2,500,960.00	2,500,960.00	-	-
	Amit Diesel Service			234,765.00	234,765.00	-	-
	Amit Sales			6,987.00	6,987.00	-	-
	Amrit Sandesh			148,388.00	148,388.00	-	-
	Anand Nisjad			21,057.00	21,057.00	-	-
	Anil Agarwal			1,739,034.00	1,739,034.00	-	-
	Anil Mishra			1,891,250.00	1,891,250.00	-	-
	Anil Nathani			330,001.00	330,001.00	-	-
	Anil Sonkar			874,243.00	874,243.00	-	-
	Ankit Bhai Construction			620,538.00	620,538.00	-	-
	Ankur Industries			33,092.00	33,092.00	-	-
	Anupram Chandrakar			440,252.00	440,252.00	-	-
	Anurag Chandrakar			245,623.00	245,623.00	-	-
	Anurag Sharma			1,617,789.00	1,617,789.00	-	-
	Apex Enterprise			6,197,773.00	6,197,773.00	-	-
	Apurv Kurup			199,691.00	199,691.00	-	-
	Archana Builders			2,407,618.00	2,407,618.00	-	-
	Arhant Builders			2,154,326.00	2,154,326.00	-	-
	Aristo Marketing			172,990.00	172,990.00	-	-
	Arjun Das			301,148.00	301,148.00	-	-
	Arnav Enterprises		3,340.00	65,716.00	65,716.00	-	3,340.00
	Arti Infrastructure and Buildcon LTD			9,394,916.00	9,394,916.00	-	-
	Arti Photo Studio			167,900.00	167,900.00	-	-
	Arun Trade Combines			39,727.00	39,727.00	-	-
	Arvind Singh Chauhan			3,281,394.00	3,281,394.00	-	-
	Arvind Singh Thakur			2,323,304.00	2,323,304.00	-	-
	Arvind Traders			848,699.00	848,699.00	-	-
	Arva Construction			2,463,149.00	2,463,149.00	-	-
	Aryan Builders			39,714,632.00	39,714,632.00	-	-
	A S Enterprise			1,716,165.00	1,716,165.00	-	-
	Ashish Indulkar		7,071.00	4,182,699.00	4,182,699.00	-	7,071.00
	Ashish Khetan & Co.			62,700.00	62,700.00	-	-
	Ashish Patani			107,118.00	107,118.00	-	-
	Ashish Shukla			590,782.00	590,782.00	-	-
	Ashok Photo Copy & Stationary			2,674.00	2,674.00	-	-
	Ashok Travells			273,698.00	273,698.00	-	-
	Ashwani Sharma			14,538.00	14,538.00	-	-
	Asian Associates			1,657,203.00	2,722,680.00	-	1,065,477.00
	Asif Ahmad Khan			529,550.00	529,550.00	-	-
	Asim Sales			87,410.00	87,410.00	-	-
	Assan Engg Enterprise		83,735.00	1,542,098.00	1,542,102.00	-	83,739.00
	Astha Petrol Pump			81,517.00	81,517.00	-	-
	Atul Chauhan		672,578.00			-	672,578.00
	Atul Tiwari			129,948.00	129,948.00	-	-
	Avinash Builders			2,609,214.00	2,609,214.00	-	-
	Avinash Developers Pvt Ltd			2,361,731.00	2,361,731.00	-	-
	Avon Footwear			42,276.00	42,276.00	-	-
	Avon Marketing			1,763,739.00	1,763,739.00	-	-



Deputy Municipal Commissioner (Finance)
Municipal Corporation of Greater Mumbai

GL Code	GL Name	Opening Debit	Opening Credit	Transaction Debit	Transaction Credit	Closing Debit	Closing Credit
	Bao Television Network			24,787.00	36,643.00	-	11,856.00
	Balaji Electricals Ltd.			7,544,713.00	7,544,713.00	-	-
	Balaji Power Genrater			13,825.00	13,825.00	-	-
	Balaji Trading			17,648.00	17,648.00	-	-
	Baldev Furniture			43,231.00	43,231.00	-	-
	Bansal Industries			102,750.00	102,750.00	-	-
	Basant Ku. Langote			197,275.00	197,275.00	-	-
	Basant Nishad			3,945,462.00	3,945,462.00	-	-
	Baster Art & Furniture		38,500.00			-	38,500.00
	Best Security Services			4,960,051.00	4,981,076.00	-	21,025.00
	Bharat Chemicals			904,286.00	904,286.00	-	-
	Bharat Precision Instruments		1,244,430.00			-	1,244,430.00
	Bharat Sanchar Nigam Ltd		13,219.00			-	13,219.00
	Bharat Valecha			166,768.00	175,249.00	-	8,481.00
	Bhartesh Parmar			12,994,036.00	12,994,036.00	-	-
	Bharti Airtel Ltd			1,101,826.00	1,101,826.00	-	-
	Bharti & Associates			42,957.00	48,932.00	-	5,975.00
	Bhatiya Brothers			464,540.00	464,540.00	-	-
	Bhupendra Atvaiya			362,282.00	367,315.00	-	5,033.00
	Bitumac Construction			429,709.00	429,709.00	-	-
	B.K.S. Construction			38,522,967.00	38,545,910.00	-	22,943.00
	B P K Rahi			931,393.00	931,393.00	-	-
	Bright Printer and Computer Services			17,045.00	17,045.00	-	-
	Bright Traders			256,228.00	3,650.00	-	3,650.00
	BSNL (GIMTD Raipur)			12,724.00	12,724.00	-	-
	Build Kraft			364,005.00	364,005.00	-	-
	Call Me Services			2,550,426.00	2,550,426.00	-	-
	C. Anand & Co.			53,952.00	53,952.00	-	-
	Car Planet Enterprise		9,765.00			-	9,765.00
	Car Shringar			131,804.00	131,804.00	-	-
	C.G.Project India Pvt.Ltd.			5,210.00	5,210.00	-	-
	C.G. Rajya Beel Evam Krishi Vikas Nigam Ltd.			1,984,439.00	1,984,439.00	-	-
	Chand Engg House			932,101.00	932,101.00	-	-
	Chandra Shekher Chandrakar			540,851.00	540,851.00	-	-
	Channel India			3,633,610.00	3,633,610.00	-	-
	Chhatishgarh Watch			11,506.00	11,506.00	-	-
	Chhatishgarh Construction Company			9,753.00	9,753.00	-	-
	Chhatishgarh Environment Conservation Board		88,723.00			-	88,723.00
	Chhatishgarh Sulabh Swachhata Sansthan			3,000.00	3,000.00	-	-
	Chhatishgarh AIR Brakes			368,480.00	368,480.00	-	-
	Chhatishgarh Handlum Development & Marketing			6,420.00	6,420.00	-	-
	Chunni Singh Thakur			63,186.00	63,186.00	-	-
	Cilicon Technology			1,568,176.00	1,568,176.00	-	-
	Cimon Software India Pvt Ltd			51,143.00	51,143.00	-	-
	Clean and Green Services			529,509.00	529,509.00	-	-
	Compentent Groove Pvt.Ltd.			1,516,950.00	1,516,950.00	-	-
	CREDA			31,850.00	31,850.00	-	-
	C.S.Architect Pvt Ltd			120,575.00	120,575.00	-	-
	Cubes Media & Branding Pvt.Ltd.			20,000.00	20,000.00	-	-
	Culcatta Battery Works			174,870.00	181,170.00	-	6,300.00
	Cyber Net		496,703.00			-	496,703.00
	Dabang Dunia			469,266.00	469,266.00	-	-
	Dainandini			5,350.00	5,350.00	-	-
	Danik Bhaskar			5,968.00	5,968.00	-	-
				1,678,972.00	1,678,972.00	-	-

Deputy Commissioner (Finance) Raipur (C.G.) Chhattisgarh, India

GL Code	GL Name	Opening Debit	Opening Credit	Transaction Debit	Transaction Credit	Closing Debit	Closing Credit
	Donendra Kumar Biswn			210,722.00	210,722.00	-	-
	Do Corp Limited (Radio Div. My FM)		207,584.00	266,184.00	266,184.00	-	-
	Deepak Electricals			5,559,453.00	5,421,894.00	-	70,025.00
	Deepak Sharma			364,786.00	364,786.00	-	-
	Deepak Typing Institute			51,923.00	51,923.00	-	-
	Delta Construction			4,819,986.00	4,819,986.00	-	-
	Desh Bandhu			207,507.00	211,520.00	-	4,013.00
	Design Action Group			20,000.00	20,000.00	-	-
	Dev Kirti Associates			20,000.00	20,000.00	-	-
	Dhanaxmi Enterprises			5,538.00	5,538.00	-	-
	Dhanraj Buildcon			5,372,652.00	5,372,652.00	-	-
	Digital Technologies			616,841.00	621,966.00	-	5,125.00
	Dilip Panigrahi (Shapaa Foundation)			294,000.00	294,000.00	-	-
	Dinesh Kumar Sahu			4,172,423.00	4,172,423.00	-	-
	Dinesh Singh Thakur			5,630,934.00	5,630,934.00	-	-
	Director Neeri			500,000.00	500,000.00	-	-
	DINA Newspaper			203,213.00	203,213.00	-	-
	Domuchand Kapoor			10,989.00	10,989.00	-	-
	D-Roy Construction			468,704.00	468,704.00	-	-
	Durga Amba			85,886,591.00	85,886,591.00	-	-
	Durga Industries			19,710.00	19,710.00	-	-
	Durgesh Singh Thakur			3,955,357.00	3,955,357.00	-	-
	Earth Green Engineering & Services			600,000.00	600,000.00	-	-
	Eera Infotech Pvt.Ltd.			257,347.00	257,347.00	-	-
	Entit Consultancy Services Pvt.Ltd.			393,750.00	393,750.00	-	-
	Evening Add Raipur			297,296.00	297,296.00	-	-
	Fabtech Engineering			151,300.00	151,300.00	-	-
	Fortune Enterprises Agency			43,813.00	44,538.00	-	725.00
	Future Gen.India Insurance			68,353.00	68,353.00	-	-
	Galaxy Buildcon			73,462.00	146,924.00	-	73,462.00
	Ganesh Construction			8,036,610.00	8,036,610.00	-	-
	Ganesh Pd. Yadav			1,484,335.00	1,484,335.00	-	-
	Gayatri Gaywal		82,556.00	793,818.00	793,818.00	-	82,556.00
	G.C.Bajpai (Sole Arbitrator)			25,000.00	25,000.00	-	-
	G.C.Jain			5,971,957.00	5,971,957.00	-	-
	Ghanashyam Engineering Ind.,Ahmedabad			4,447,222.00	4,447,222.00	-	-
	Global Scitific Marketing			810,215.00	810,215.00	-	-
	Go Clean			3,510,369.00	3,510,369.00	-	-
	Godrej & Boyee Mfg. Co.Ltd.			36,304.00	36,304.00	-	-
	Gopal Dewangan		31,056.00			-	31,056.00
	Goswami Construction			386,390.00	386,390.00	-	-
	Goverdhan Tyres			9,607.00	9,607.00	-	-
	Govind Singh Rajpoot			971,813.00	971,813.00	-	-
	Gwalya Sweets			10,870.00	10,870.00	-	-
	Gyanendra Singh Thakur			264,702.00	264,702.00	-	-
	Hari Bhoomi		29,941.00	1,556,534.00	1,556,534.00	-	29,941.00
	Harshvardhan Mishra			3,161,498.00	3,161,498.00	-	-
	H.B.Agrawal (Sr. Advocate)			135,000.00	135,000.00	-	-
	H B Solution (P) Ltd.			495,506.00	495,506.00	-	-
	Hemant Badwani			668,751.00	668,751.00	-	-
	Highway Channel		6,689.00	49,610.00	49,610.00	-	6,689.00
	Himanshu Vyas			694,208.00	694,208.00	-	-
	Hindustan Media Ventures			120,599.00	120,599.00	-	-
	Hitech Systems			33,278.00	33,278.00	-	-


 Deputy Commissioner
 Municipal Corporation

GL Code	GL Name	Opening Debit	Opening Credit	Transaction Debit	Transaction Credit	Closing Debit	Closing Credit
	Hitwad			9,202.00	9,202.00	-	-
	Hatal Girinar			18,800.00	18,800.00	-	-
	HS Auto Parts			69,688.00	69,688.00	-	-
	HT Media Limited			215,600.00	215,600.00	-	-
	Indian Coffee House			56,410.00	56,410.00	-	-
	Indian Express			80,909.00	80,909.00	-	-
	Indian Oil Corporation LTD			45,836,592.00	45,836,592.00	-	81,816.00
	Infranet Services			13,686.00	13,686.00	-	97,205.00
	Ishan Construction			374,116.00	471,321.00	-	-
	Ishwar Kumar Sahu			1,451,522.00	1,451,522.00	-	-
	Ispat Times			7,372.00	7,372.00	-	-
	Jagannath Engineering Works			81,700.00	81,700.00	-	-
	Jai Devi Construction			3,580,642.00	3,580,642.00	-	-
	Jai Durga Light			296,455.00	296,455.00	-	-
	Jaika AutoMobiles			7,013.00	7,013.00	-	-
	Jain Housing Society			4,335,911.00	4,912,153.00	-	576,242.00
	Jain Services			90,700.00	90,700.00	-	-
	Jararam Sharma		7,200.00			-	7,200.00
	Jamuna Prasad Dheever			975,209.00	975,209.00	-	-
	Jandhara			37,727.00	37,727.00	-	-
	Janki Prasad Patel		435,211.00	1,831,592.00	1,831,592.00	-	435,211.00
	Jayant Sahu			1,679,188.00	1,679,188.00	-	-
	J.D. Construction			10,535,136.00	10,535,136.00	-	-
	Jitendra Sharma			1,818,913.00	1,818,913.00	-	-
	JMB Services Raipur			3,000.00	3,000.00	-	-
	J Shukla Associates			43,174.00	43,174.00	-	-
	Jyoti Steel Construction Co.			1,438,101.00	1,438,101.00	-	-
	Kalpa Industries			21,316.00	21,316.00	-	-
	Kalpesh Jain			5,493,530.00	6,743,110.00	-	1,249,580.00
	Kanchan Complex			607,768.00	607,768.00	-	-
	Kashif Shakil (Advocate)			29,250.00	29,250.00	-	-
	Khadi Gramadhyog Bhandar			87,053.00	87,053.00	-	-
	Khalsa Battery and Auto Electricals			28,296.00	28,296.00	-	-
	Khanna News Agency			29,465.00	33,065.00	-	3,600.00
	Khatni Medical & Sargeyan			48,999.00	48,999.00	-	-
	Khealan Singh Dhiwan			253,750.00	253,750.00	-	-
	Kirti Construction			472,586.00	472,586.00	-	-
	KONE Elevator India			394,909.00	394,909.00	-	-
	Konsale India			118,923.00	118,923.00	-	-
	Krushna Society For Animals			2,777,438.00	2,777,438.00	-	-
	Ku Usha Sindoor Ass Gra-3			7,450.00	7,450.00	-	-
	Lal Chand Nagdeo			410,063.00	410,063.00	-	-
	L and T Construction			4,316,667.00	4,316,667.00	-	-
	Lara Construction & Trading Co.			260,474.00	260,474.00	-	-
	L.C.Bhadu (Justice)			849,000.00	849,000.00	-	-
	Liftmak Udyog Pvt. Ltd.			2,488,750.00	2,488,750.00	-	-
	Lokeshwar Sahu			4,417,561.00	4,417,561.00	-	-
	Lok Maya			19,003.00	20,087.00	-	1,084.00
	Lucky Agro Empliments			380,483.00	380,483.00	-	-
	Maa Durga Construction			431,389.00	431,389.00	-	-
	Maa Gayatri Digital			381,735.00	381,735.00	-	-
	Maa Kali Automobile			9,583.00	9,583.00	-	-
	Macadam Makers Infrastructure Pvt Ltd			7,695,252.00	7,695,252.00	-	-
	Madho Rao Churra		68,202.00	228,392.00	184,072.00	-	23,882.00



Deputy Commissioner (Finance)
Municipal Corporation, Raipur (C.G.)

GL Code	GL Name	Opening Debit	Opening Credit	Transaction Debit	Transaction Credit	Closing Debit	Closing Credit
	Mohanaya Construction		4,529.00	2,069,402.00	3,605,788.00	-	1,540,915.00
	Mahaveer Engg Com.			3,487,394.00	3,789,483.00	-	302,089.00
	Mahaveer Offset			190,247.00	190,247.00	-	-
	Mahindra & Mahindra Ltd.			5,270,220.00	5,270,220.00	-	-
	Manas Construction			596,889.00	596,889.00	-	-
	Manish Agarwal			355,331.00	355,331.00	-	-
	Manish Begani		9,685.00	3,102,131.00	3,102,131.00	-	9,685.00
	Manish Electricals Rajnandgaon			342,078.00	342,078.00	-	-
	Mannu Lal Khare			2,231,148.00	2,231,148.00	-	-
	Manoj Agarwal			46,189,501.00	47,158,036.00	-	968,535.00
	Manoj Singh Thakur		392,150.00	1,241,070.00	1,241,070.00	-	392,150.00
	Maruti Infratouch			2,150.00	2,150.00	-	-
	Maruti Traders			24,449.00	24,449.00	-	-
	Mask Group of Artist		143,325.00	1,181,113.00	1,037,788.00	-	-
	Matin Siddique (Advocate)			81,450.00	81,450.00	-	-
	Megha Traders			51,748.00	51,748.00	-	-
	Mehra & Company			19,631.00	19,631.00	-	-
	Mehra Traders			311,495.00	311,495.00	-	-
	Mild Day			206,976.00	206,976.00	-	-
	Mid Point Engineers (P) Ltd.			2,915,000.00	2,915,500.00	-	500.00
	Milind Khare (P.R.O.)			8,930.00	13,030.00	-	4,100.00
	Mission Media			42,635.00	42,635.00	-	-
	M.K Enterprises			3,117,811.00	3,117,811.00	-	-
	Modi Stores			90,070.00	90,070.00	-	-
	Mohan Poddar		133,200.00	3,870,103.00	3,870,103.00	-	133,200.00
	Mohd. Javed		270,935.00	905,326.00	905,326.00	-	270,935.00
	Moinuddin			1,214,754.00	1,214,754.00	-	-
	Moolchand Sinha			4,096,450.00	4,096,450.00	-	-
	Moti Mahal			450,251.00	450,251.00	-	-
	Mr. Sameer Singh			550,214.00	550,214.00	-	-
	Mukul Chandrakar			2,340,475.00	2,340,475.00	-	-
	Mukund Radio			316,795.00	316,796.00	-	1.00
	Multi Engineering Service			579,564.00	579,564.00	-	-
	Multiple Solution			475,659.00	475,659.00	-	-
	Myth			33,562.00	33,562.00	-	-
	Nag Bhushan Rao Yadav			56,600.00	56,600.00	-	-
	Nahata Metal Air Products Pvt Ltd			40,000.00	40,000.00	-	-
	Nai Dunia			593,905.00	593,905.00	-	-
	Naina Associates			7,649,837.00	7,649,837.00	-	-
	Narendra Pandey			395,720.00	395,720.00	-	-
	National Garage		4,589.00	26,301.00	26,301.00	-	4,589.00
	National Institute of Technology			212,750.00	212,750.00	-	-
	National Insurance Company			18,965.00	18,965.00	-	-
	Nav Bharat News Agencies			1,203,085.00	1,203,085.00	-	-
	Navneet Enterprises			1,663,194.00	1,663,194.00	-	-
	Navneet Kumar Jha (Justice)			14,700.00	14,700.00	-	-
	Nav Prabhakar News Agency		5,728.00	33,506.00	33,506.00	-	-
	Nav Pradesh			143,967.00	147,981.00	-	5,728.00
	Navrang Electrical Works		11,586.00	600,060.00	600,060.00	-	4,014.00
	Nayak Construction			249,099.00	249,099.00	-	11,586.00
	Neelam Homes Pvt.Ltd.			877,445.00	877,445.00	-	-
	Neonwal			377,627.00	377,627.00	-	-
	New Bharat Security & Detective Service			1,300,472.00	1,300,472.00	-	-
	New Style Tailors			76,950.00	76,950.00	-	-



 Deputy Commissioner (Finance)
 Municipal Corporation, Raipur (C.G.)

GL Code	GL Name	Opening Debit	Opening Credit	Transaction Debit	Transaction Credit	Closing Debit	Closing Credit
	N.F.C Leasing Foundation & Finance			55,023.00	110,046.00	-	55,023.00
	Nirajan Sharma			3,430,193.00	3,430,193.00	-	-
	N.M. Shinde			1,423,270.00	1,423,270.00	-	-
	Nobel Protection Services			104,899.00	104,899.00	-	-
	Nova Industries			219,472.00	219,472.00	-	1,000.00
	N.S. Favendra			14,497.00	14,497.00	-	-
	N. Sans Buildcon			2,348,100.00	2,348,100.00	-	-
	Nutan Kumar Sahu			3,530.00	3,530.00	-	-
	Ojas Foundation			1,228,066.00	1,228,066.00	-	-
	Om Krishna Construction			489,187.00	489,187.00	-	-
	Om Marketing		240,388.00			-	240,388.00
	Om Prakash & Chaplot & Co			895,375.00	1,314,736.00	-	419,361.00
	Pandhe Infracon			26,506,796.00	26,506,796.00	-	-
	Pankaj Agarwal			191,700.00	192,700.00	-	-
	Parimal Kashyap			218,128.00	218,128.00	-	1,000.00
	Patrika			9,242.00	9,242.00	-	-
	P.C. World			47,616.00	47,616.00	-	-
	Perfect Publication			9,600.00	9,600.00	-	-
	P. I. C. Const			18,469,789.00	18,472,446.00	-	2,657.00
	PMD Infracon Pvt Ltd		5,369.00	24,153,502.00	24,153,500.00	-	5,367.00
	Poddar Enterprise			264,696.00	264,696.00	-	-
	Pooja Enterprises			152,064.00	152,064.00	-	-
	Pradeep Agarwal			3,133,991.00	3,133,991.00	-	-
	Pradeep Mishra		19,083.00	3,670,096.00	4,387,185.00	-	736,172.00
	Prakash Pandey			73,300.00	73,300.00	-	-
	Pratidin Rajdhani			4,256.00	4,256.00	-	-
	Pratiksha Photocopier			19,934.00	19,934.00	-	-
	Premchand			33,183.00	33,183.00	-	-
	Prem Sound Equipment			17,424.00	17,424.00	-	-
	Prem Tandi			1,633,030.00	1,633,030.00	-	-
	Print House				4,100.00	-	4,100.00
	P.R. Project			1,798,478.00	1,798,478.00	-	-
	Publicity Society Indian Ltd			232,954.00	235,954.00	-	3,000.00
	Punjab Keshri			364,090.00	364,090.00	-	-
	Pushpa Shiv Kumar		16,732.00		18,551.00	-	35,283.00
	Quality Can Solution Gurgaon			112,500.00	112,500.00	-	-
	Quick Supply Agency			8,833,282.00	8,833,282.00	-	-
	Radha Kunj Construction			1,164,626.00	1,164,626.00	-	-
	Radheshyam Ekke			33,025.00	33,025.00	-	-
	Rafia Ahmad			589,676.00	589,676.00	-	-
	Raghav Enterprises		132,106.00	184,504.00	184,504.00	-	132,106.00
	Rajasthan Patrika		9,412.00	518,921.00	518,921.00	-	9,412.00
	Rajat Bansal IAS			29,346.00	29,346.00	-	-
	Rajat Enterprises			3,604,091.00	3,604,091.00	-	-
	Rajdhani Electrical			339,992.00	339,992.00	-	-
	Rajdhani Security Service			595,869.00	595,869.00	-	-
	Rajendra Poddar			1,874,790.00	1,874,790.00	-	-
	Rajendra Prasad Sahu			616,818.00	616,818.00	-	-
	Rajesh Pal		43,674.00	5,752,902.00	5,709,228.00	-	-
	Rajesh Sharma			101,046.00	101,046.00	-	-
	Raj Hansh Consultancy & Technocates			3,575,037.00	3,575,037.00	-	-
	Rajiv Kr Sahu			3,787,364.00	4,137,608.00	-	350,244.00
	Rajput Traders		5,000.00	186,058.00	186,058.00	-	5,000.00
	Rameshwar Prasad Sinha			1,462,918.00	2,736,402.00	-	1,273,484.00



Deputy Commissioner (Finance)
Munim

GL Code	GL Name	Opening Debit	Opening Credit	Transaction Debit	Transaction Credit	Closing Debit	Closing Credit
	Ramu Nishad			296,878.00	296,878.00	-	-
	Rangila 104.8 FM (Reneba Fincon Pvt.Ltd.)			101,430.00	101,430.00	-	-
	R A O CSPDCL Raipur			400,213,483.00	437,576,573.00	-	37,363,090.00
	Rasheed Education Construction		100,000.00			-	100,000.00
	Ratan Lal Yadav			344,583.00	344,583.00	-	-
	Regal Builders		109,915.00			-	109,915.00
	Reliance Mobile Service		60,527.00			-	22,695.00
	R.J.D.Construction			716,079.00	678,247.00	-	-
	R.K.Agency			4,291,395.00	4,291,395.00	-	-
	R.K.Jain			1,309,274.00	1,309,274.00	-	-
	Royal Febrotech & Engg.			2,554,655.00	2,554,655.00	-	-
	Royal Projection Raipur			367,902.00	367,902.00	-	-
	R P Sinha			7,840.00	7,840.00	-	-
	Saatvik Sales & Service			5,603,721.00	5,603,721.00	-	-
	Sachdev Buildcon			826,596.00	826,596.00	-	-
	Sagar Sharma			2,486,327.00	2,486,327.00	-	-
	Sai Chandra Gas Services			1,237,145.00	1,244,707.00	-	7,562.00
	Sai Kripa Car Accessories			2,954.00	5,908.00	-	2,954.00
	Sai Kripa Nirman		6,916.00	53,713.00	53,713.00	-	-
	Saina Security & Placement Service		319,841.00	7,250,255.00	7,791,218.00	-	6,916.00
	Samridhhi Enterprises		395,299.00	876,845.00	602,997.00	-	860,804.00
	Samta Housing Board Co.Operative Society Kota			38,874.00	38,874.00	-	121,451.00
	Samvet Shikhar			40,269.00	40,269.00	-	-
	Sandeep Biosale			986,238.00	986,238.00	-	-
	Sandeep Neema & Associates			722,228.00	722,228.00	-	-
	Sanjay Awasthi			1,243,329.00	1,243,329.00	-	-
	Sanjay Soni		1,614,062.00	3,354,724.00	2,854,755.00	-	1,114,093.00
	Sanjeev Enterprises			606,243.00	606,243.00	-	-
	Santosh Bhandari			324,036.00	324,036.00	-	-
	Santosh Kr Mishra			847,792.00	847,792.00	-	-
	Santosh Kumar Sahu			1,493,556.00	2,249,619.00	-	756,063.00
	Santosh Singh Rajput			554,601.00	554,602.00	-	1.00
	Santosh Loeke		714,215.00	143,249.00	143,249.00	-	714,215.00
	Saraswati Construction		66,694.00			-	66,694.00
	Saraswati Work			880,415.00	880,415.00	-	-
	Sarvamangla Infrabuild PVT Limited,Karba			1,380,000.00	1,380,000.00	-	-
	Satguru Sales Services			2,304,513.00	2,304,513.00	-	-
	Satyendra Nath Vishwas		605,929.00	3,773,419.00	3,773,419.00	-	605,929.00
	S.B.Multimedia Pvt Ltd			139,033.00	139,033.00	-	-
	S.D.Sharma			4,319,651.00	4,319,651.00	-	-
	Shahi Metal Works			15,750.00	15,750.00	-	-
	Shaliesh Agrawal			22,638.00	22,638.00	-	-
	Shanti Traders			921,846.00	921,846.00	-	-
	Sharda Fuels K.S.K			485,355.00	485,355.00	-	-
	Sharma Chandrakar & Associates			63,763.00	63,763.00	-	-
	Sharma Construction			1,705,318.00	1,705,318.00	-	-
	Shashthi Construction			5,354,658.00	5,354,658.00	-	-
	Shivani Security Services,Raipur			360,814.00	360,814.00	-	-
	Shiva Traders			990,558.00	1,150,388.00	-	159,830.00
	Shiv News Agency			2,897.00	2,897.00	-	-
	Shree Ram Constructions		46,521.00			-	46,521.00
	Shreyash Progressive			200,966.00	206,041.00	-	5,075.00
	Shri Bhaleshwar Durga Rewiding			4,524.00	4,524.00	-	-
	Shri Dhaja Baghel			74,049.00	74,049.00	-	-




Deputy Commissioner, Raipur (C.A.)
Municipal Corporation, Raipur (C.A.)


GL Code	GL Name	Opening Debit	Opening Credit	Transaction Debit	Transaction Credit	Closing Debit	Closing Credit
	Shri HariRam Yadav			68,669.00	68,669.00	-	-
	Shri Jamiuna Prasad			286,127.00	286,127.00	-	-
	Shri Lokesh Chandrawnsi			57,215.00	57,215.00	-	-
	Shri Om Prakash Dhanbad			2,091,663.00	2,091,663.00	-	-
	Shri Padmakar Shrivastava			4,975.00	5,488.00	-	513.00
	Shri Prafull N. Bharat (Ad. Advocate)			68,000.00	68,000.00	-	-
	SHRI RAM CONSTRUCTION			748,666.00	748,666.00	-	-
	Shri Shourya Construction			753,796.00	753,796.00	-	-
	Shri Sunay Manjhi			399,239.00	399,239.00	-	-
	Shri Vinod Kumar Tiwari			1,446,391.00	1,446,391.00	-	-
	Shri Zee Infra India			221,170.00	221,170.00	-	-
	Shubhashchandra Goyal			1,251,206.00	1,251,206.00	-	-
	Shyam Lal Sahu			2,373,744.00	2,373,744.00	-	-
	Shyam Narayan Bohre			62,712.00	62,712.00	-	-
	Shyam Roy Agency			43,284.00	43,284.00	-	-
	Shyam Sunder Changanani			11,790.00	13,500.00	-	-
	Siddhant Infrastructure Pvt. Ltd.			115,744.00	115,744.00	-	1,710.00
	Siddharth Singh Chauhan			136,000.00	136,000.00	-	-
	Simran Construction			304,684.00	304,684.00	-	-
	Singhaniya Buildcon			48,679.00	48,679.00	-	-
	Singh Industries			17,200.00	19,694.00	-	2,494.00
	S. K. Soni			2,492,609.00	2,492,609.00	-	-
	S.M. Polymer New Mumbai Thana			311,400.00	311,400.00	-	-
	Smt. Rekha Dewangan (Safai Contractor)			3,605,891.00	3,605,891.00	-	-
	Smt. Sangeta Thakur			4,525.00	4,525.00	-	-
	S. N. Agrawal & Co.			135,548.00	135,548.00	-	-
	Sohan Janghel			3,556,690.00	3,556,690.00	-	-
	Somani Associate			1,030,842.00	1,030,842.00	-	-
	Somani Elect (P) Limited			419,832.00	419,832.00	-	-
	Soni Metal Works			46,332.00	46,332.00	-	-
	Soni Security Service	91,908.00	91,908.00	9,362,847.00	9,362,847.00	-	91,908.00
	Sourabh Shukla			744,077.00	744,077.00	-	-
	Sourabh Singh Thakur			391,539.00	391,539.00	-	-
	S S Enterprise			136,823.00	136,823.00	-	-
	Studio Galaxy			128,920.00	138,920.00	-	10,000.00
	Sudeep Automation			15,884.00	23,504.00	-	7,620.00
	Sugam Social Service	326,848.00	326,848.00	2,722,886.00	2,808,870.00	-	412,832.00
	Sujata Construction			2,659,402.00	2,659,492.00	-	90.00
	Sulabh International Social Organization			14,716,330.00	14,716,330.00	-	-
	Sunil Pandya	28,739.00	28,739.00	1,305,465.00	1,305,465.00	-	28,739.00
	Sunsun Industries Pvt Ltd			140,457.00	140,457.00	-	-
	Surajpal Singh	66,431.00	66,431.00	5,491,778.00	5,636,986.00	-	211,639.00
	Surana Sons			6,316.00	6,316.00	-	-
	Surbhi Enterprises			203,134.00	203,134.00	-	-
	SVS & Company			6,478,366.00	4,383,616.00	-	35,280.00
	Swadesh	2,130,030.00	2,130,030.00	40,531.00	40,531.00	-	4,441.00
	Swastika Marketing	4,441.00	4,441.00	724,617.00	724,617.00	-	-
	Swatantra Sagar			1,200.00	1,200.00	-	-
	Tarun Chhattisgarh	8,512.00	8,512.00	51,312.00	51,312.00	-	8,512.00
	Tata Motors Ltd			36,362,125.00	36,362,125.00	-	-
	Tata Tele Services	22,903.00	22,903.00	166,418.00	259,884.00	-	116,369.00
	Technova Infotech			400.00	400.00	-	-
	Thakur Construction			729,784.00	729,784.00	-	-
	The Asian Age			115,444.00	115,444.00	-	-

Deputy Commissioner, Raipur (C.A.)
Municipal Corporation, Raipur (C.A.)

GL Code	GL Name	Opening Debit	Opening Credit	Transaction Debit	Transaction Credit	Closing Debit	Closing Credit
	The Times of India			212,072.00	212,072.00	-	-
	Tiwari Enterprises			267,979.00	267,979.00	-	-
	Tiwari Law House		605.00			-	605.00
	T.M. Buldecon			3,309,476.00	3,409,476.00	-	100,000.00
	T.R. Agarwal Advocate			9,000.00	9,000.00	-	-
	T.R. Gupta Advocate		5,000.00	12,500.00	7,500.00	-	-
	T.S. Construction			85,727.00	85,727.00	-	-
	T.S. Light Decoration & Electrical		304,504.00	902,153.00	902,153.00	-	304,504.00
	U.D. Enterprises			1,297,884.00	1,297,884.00	-	-
	Uma Electricals Works			144,000.00	144,000.00	-	-
	Umarao Manekar			3,137,150.00	3,137,150.00	-	-
	Umda Electric & Sound Service		233,303.00	555,618.00	322,315.00	-	-
	Umesh Verma			3,290,538.00	3,302,419.00	-	-
	Unitesh Builders			1,636,160.00	1,636,160.00	-	11,881.00
	United Indian Insurance Co. Ltd			1,618,177.00	1,618,177.00	-	-
	United Manufacturing Co.			175,000.00	175,000.00	-	-
	Uttam Trading Corporation			25,386.00	25,386.00	-	-
	Varsha Construction			4,386,320.00	4,386,320.00	-	-
	Varun Kumar Sahu		49,079.00	2,763,502.00	2,859,989.00	-	145,566.00
	Veeraaj Buildcon			4,686,640.00	4,686,640.00	-	-
	Venkatesh Enterprises			45,287.00	45,287.00	-	-
	Venket Chakramurthy (Justice)			202,500.00	202,500.00	-	-
	V.G.R. Real Estate			351,747.00	351,747.00	-	-
	Vijaya Construction & Suppliers		1,643,307.00	4,838,513.00	4,838,513.00	-	1,643,307.00
	Vijay Mishra		10,100.00	88,000.00	88,000.00	-	10,100.00
	Vijay Pandey			23,947.00	23,947.00	-	-
	Vijay Rajwani		1,683,179.00	1,980,024.00	733,043.00	-	-
	Vikrant Enterprise		77,917.00	2,843,991.00	2,844,011.00	-	436,198.00
	Vinod Enterprise			4,420,541.00	4,420,541.00	-	77,937.00
	Vinod Kumar Shukla		16,429.00	1,148,617.00	1,148,617.00	-	-
	Vipin Dubey (Hydrologic Rain Water Harvesting Con			177,698.00	177,698.00	-	16,429.00
	Virendra Visvkarma			1,369,332.00	1,369,332.00	-	-
	Vishwakarma Electrical Work			398,155.00	412,290.00	-	-
	V.K. Shrivastav High Court Bilsapur			60,750.00	60,750.00	-	14,135.00
	Vyasalk Prashikshan Kandra			36,831.00	36,831.00	-	-
	Wallfort Properties Pvt.Ltd.			1,568,280.00	1,568,280.00	-	-
	Weblinto Technologies			77,316.00	77,316.00	-	-
	Xamp Computer			8,450.00	8,450.00	-	-
	Yadav News Agency			68,720.00	71,187.00	-	2,467.00
	Yash Stationery House			34,973.00	34,973.00	-	-
	Yasin Computer			960.00	960.00	-	-
	Yatika Construction			5,844,291.00	5,844,291.00	-	-
	Yesh Construction			659,999.00	659,999.00	-	-
	Yogesh Nishad			37,544.00	37,544.00	-	-
	Yogita Construction			11,303,744.00	11,303,744.00	-	-
	Zee Autoplaza Pvt.Ltd.			12,473,195.00	12,473,195.00	-	-
	35011 - Employee Liabilities					-	-
	35011-04 House Rent Allowance		35,400.00		18,940.00	-	54,340.00
	35011-01 - Salaries, Wages And Bonus Payable		65,349,651.20	639,974,684.00	617,371,725.00	-	42,746,692.20
	35011-02 - Benefits And Allowances		1,694,013.00	2,000.00	939,062.00	-	2,631,075.00
	35011-03 - Pension Payable		9,534.00		26,956.00	-	36,490.00
	35011-05-Remuneration of Staff (INPRU)			1,908,000.00	1,908,000.00	-	-
	35012 - Interest Accrued And Due					-	-
	35012-01 Interest Payable		348,659,867.00			-	348,659,867.00



GL Code	GL Name	Opening Debit	Opening Credit	Transaction Debit	Transaction Credit	Closing Debit	Closing Credit
	35013 - Outstanding Liabilities						
	35013-00 - Telephone Bill Outstanding		253,803.00	16,670.00	18,170.00		255,303.00
	35013-02 - Electricity Bill Outstanding		2,060,867.00				2,060,867.00
	35013-04 - Other Bill Outstanding		80,566,166.00				80,566,166.00
	35020 - Recoveries Payable						
	35020-04 DA Arrears		217,977.00	4,663.00	16,950.00		230,264.00
	35020-06 House Rent		60,276.00		741,248.00		801,524.00
	35020-12 - Profession Tax Deduction				540.00		540.00
	35020-35 - Other Deductions		6,180,345.00	64,960.00	564,169.00		6,679,554.00
	35020-38 HOUSE LOAN		29,403.00				29,403.00
	35020-10 Labour Cess		6,891,314.24	10,041,348.00	14,688,171.00		11,538,137.24
	35020-10 - Professional Tax		34,994.00		389.00		35,383.00
	35020-11 - Service Tax Deductions		1,166,587.00	391,805.00	1,056,669.00		1,831,451.00
	35020-13 - Commercial Tax Payable		3,004,899.73	22,981,127.00	22,928,788.00		2,952,560.73
	35020-14 Vat		23,303.00	3,762,176.00	4,454,516.00		715,643.00
	35020-21 - TDS - Employees		707,162.00	8,120,351.00	9,140,108.00		1,726,919.00
	35020-22 - TDS - Contractors		4,194,807.73	36,932,773.00	35,163,603.00		2,425,637.73
	35020-36 G.P.F Investment of Employee		65,540,734.64	107,113,957.00	59,103,382.00		17,530,159.64
	35020-37 C.P.F Investment of Employee		82,808,573.00	37,901,556.00	32,584,646.00		77,491,663.00
	35020-38 G.I.S Investment of Employee		2,879,660.00	6,826,351.00	3,550,182.00	396,509.00	
	35020-39 Loans From Bank		1,614,159.00	14,000.00	87,332.00		1,687,491.00
	35030 - Government Dues Payable						
	35030-03 - Royalty Payable		62,995,031.00	7,806,638.00	15,216,326.00		70,404,719.00
	35040 - Refunds Payable						
	35040-91 - Other Deposits		23,852,500.00		33,678.00		23,886,178.00
	35080 - Others, Miscellaneous						
	35080-01 - Stale Cheques						
	4 - Capital Expenditure & Assets						
	410 - Fixed Assets						
	41010 - Land						
	41010-05 - Cremation Ground	237,545.00				237,545.00	
	41010-01 - Land	8,765,308,930.00				8,765,308,930.00	
	41010-02 - Grounds	2,379,507.00				4,916,673.00	
	41010-03 - Parks & Gardens	289,048,953.00		2,537,166.00		305,140,557.00	
	41010-04 - Stadiums	7,022,999.00		16,091,604.00		7,022,999.00	
	41010-05 Cremation Grounds	13,710,186.00				13,710,186.00	
	41010-05 OUTDOOR STADIUM	7,068,084.00				7,068,084.00	
	41010-06 INDOOR STADIUM	4,053,669.00				4,053,669.00	
	41010-08 - Parking Lot	110,622,791.00				110,622,791.00	
	41015 - Lakes and Ponds						
	41015-00 - Consolidated Lakes and Ponds	89,660,633.00		2,687,444.00		92,348,077.00	
	41015-01 - Portable Purpose	112,889,771.00		26,412,647.00		139,302,418.00	
	41015-03 Lakes	32,671,628.00				32,671,628.00	
	41020 - Buildings						
	41020-05 Law Building	258,786.00				258,786.00	
	41020-05 Vidha Ashram	428,729.00				428,729.00	
	41020-14 Parking Lots	395,687.00				395,687.00	
	41020-16 Exercise Building	895,280.00				895,280.00	
	41020-16- Mangal Bhawan			287,913.00		287,913.00	
	41020-17 - Aushadaya	189,754.00				189,754.00	
	41020-19-Additional Room			1,052,657.00		1,052,657.00	
	41020-20 Cycle Stand			1,099,843.00		1,099,843.00	
	41020-20 - Kitchen Shed	166,671.00				166,671.00	
	41020-20 - Rang Manch			1,819,011.00		1,819,011.00	

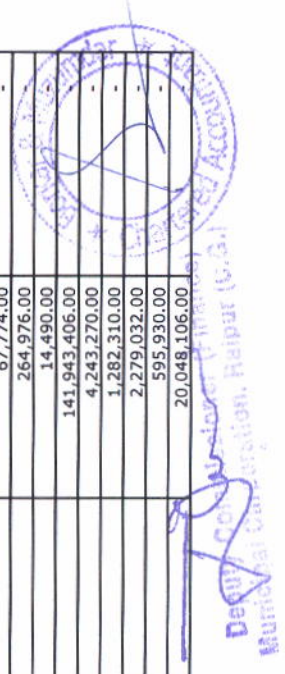

 Deputy Commissioner (Finance)
 Municipal Corporation, Raipur (C.G.)

GL Code	GL Name	Opening Debit	Opening Credit	Transaction Debit	Transaction Credit	Closing Debit	Closing Credit
	41020-20 - Shramik Pratikshalay	1,511,283.00				1,511,283.00	-
	41020-21 Bus Stop			156,902.00		156,902.00	-
	41020-21 Prathana Hall			268,054.00		268,054.00	-
	41020-01 - Office Buildings	72,230,681.00		1,768,959.00		73,999,640.00	-
	41020-02 - Community Building	526,439,587.50		58,025,789.00		584,465,376.50	-
	41020-03 - Market Building	139,687,725.00		2,373,974.00		142,061,699.00	-
	41020-04 - Hospital Building	14,411,006.00		1,395,083.00		15,806,089.00	-
	41020-05 - Residential Quarters	193,506,424.00				193,506,424.00	-
	41020-05 - Wholesale Fish Market	10,543,668.00		6,217,163.00		16,760,831.00	-
	41020-06 Lift at Parking Place			3,447,001.00		3,447,001.00	-
	41020-07 - Shopping Centres	13,342,734.00				13,342,734.00	-
	41020-08 - Auditoriums	366,414.00				366,414.00	-
	41020-09 - School Building	153,293,300.00		9,495,648.00		162,788,948.00	-
	41020-10 - Swimming Pools	117,457,826.00		452,030.00		117,909,856.00	-
	41020-11 - Temples	3,740,618.00				3,740,618.00	-
	41020-13 - Library	29,900,167.00		727,174.00		30,627,341.00	-
	41020-14 - Slaughter House	1,190,000.00		2,975,000.00		4,165,000.00	-
	41020-15 - Community Toilet Complex	283,493,302.00		4,089,955.00		287,583,257.00	-
	41020-15 - Kitchen Shed	2,675,639.00		367,468.00		3,043,107.00	-
	41020-15 - Shed & Chabutra Constrn	31,949,889.00		7,139,129.00		39,089,018.00	-
	41020-16 - Building Octroi	262,500.00				262,500.00	-
	41020-16 - Dumartara Market			940,345.00		940,345.00	-
	41020-17 Public Toilet	20,164,102.00		1,502,488.00		21,666,590.00	-
	41020-18 - Welcome Gate	8,765,049.00		5,212,727.00		13,977,776.00	-
	41020-21-01 - Rain Basera			727,218.00		727,218.00	-
	41020-21 Anganbadi Building	198,002.00		317,194.00		515,196.00	-
	41020-21 Bus Depot			4,770,976.00		4,770,976.00	-
	41020-21-Roang Manch	589,901.00				589,901.00	-
	41020-22 Hat Bazar (Gagaon)	4,061,401.00				4,061,401.00	-
	41020-23- Pump House	33,939,478.00		92,565.00		34,032,043.00	-
	41020-24 - Samark Building	7,292,792.00				7,292,792.00	-
	41020-25 Girls Hostel	24,674,014.00				24,674,014.00	-
	41020-27 Sports Complex	178,443,474.00				178,443,474.00	-
	41020-28 Alibashi Hostel	15,297,823.00				15,297,823.00	-
	41020-29 Rain Basera (NULM)	3,993,029.00				3,993,029.00	-
	41020-30 Boundary Wall	44,272,577.00		4,664,730.00		48,937,307.00	-
	41020-31 Indoor Stadium	8,612,309.00				8,612,309.00	-
	41020-32-Muktidham	45,767,935.00		5,549,641.00		51,317,576.00	-
	41020-33 Community Toilet SBM-Suvidha 24			14,402,000.00		14,402,000.00	-
	41020-33 Water Works Building	183,603.00				183,603.00	-
	41020-34 Kanji House	1,741,473.00				1,741,473.00	-
	41020-35 - Gymnasium Building	22,837,647.00		1,648,238.00		24,485,885.00	-
	41020-36- Petrol Pump House	230,079.00				230,079.00	-
	41020-37 - Commercial Building	208,863,494.00				208,863,494.00	-
	41020-38 - Community Centre	169,243,425.00				169,243,425.00	-
	41020-39- Police Station	3,785,924.00				3,785,924.00	-
	41020-40 Subhash Stadium			32,731,069.00		32,731,069.00	-
	41025 - Heritage Building						-
	41025-11 - Temples	241,144.00				241,144.00	-
	41025-14 Statue Idol	9,938,455.00		208,567.00		10,147,022.00	-
	41025-15 National Flag			11,000,000.00		11,000,000.00	-
	41030 - Road						-
	41030-09 Paver Block	474,905.00		996,728.00		1,471,633.00	-
	41030-10- Ramp			1,072,022.00		1,072,022.00	-



 Deputy Commissioner (Finance)
 Municipal Corporation, Raipur (C.G.)

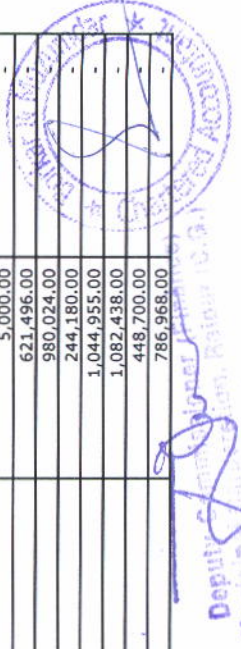
GL Code	GL Name	Opening Debit	Opening Credit	Transaction Debit	Transaction Credit	Closing Debit	Closing Credit
	41030-01 - Concrete Road CCR	3,035,746,365.60		138,867,736.00		3,174,614,101.60	-
	41030-02 - Metalled Road(Bitumen)	248,909,442.30		102,999,044.00		351,908,486.30	-
	41030-03 - Streets	10,592,312.00				10,592,312.00	-
	41030-04 - Lane	6,587,555.00				6,587,555.00	-
	41030-05 - Footpaths Road.	95,032,258.00				95,032,258.00	-
	41030-08 - Other Roads	383,403,227.44		24,627,499.00		408,030,726.44	-
	41030-09 - Roads - Black Topped	1,059,133,996.00				1,059,133,996.00	-
	41030-10 - Road Kaccha	87,146,736.00				87,146,736.00	-
	41030-11 Cycle Track	412,794.00				412,794.00	-
	41031 - Sewerage And Drainage						-
	41031-01 - Underground Drains	305,456,566.50		27,042,691.00		332,499,257.50	-
	41031-02 - Open Drains	2,201,319,529.00		78,120,704.00		2,279,440,233.00	-
	41031-03 Drainage	170,941,175.00		22,151,881.00		193,093,056.00	-
	41031-04 RCC Drain	279,729,474.00		27,115,478.00		306,844,952.00	-
	41032 - Waterways						-
	41031-03 Septik Tank			162,014.00		162,014.00	-
	41032-06 Tube Well	684,574.00				684,574.00	-
	41032-6 Pani Tanki			768,637.00		768,637.00	-
	41032-01 - Borewell	80,282,426.00		5,159,754.00		85,442,180.00	-
	41032-03 - Water Reservoirs	76,131,253.00		3,196,199.00		79,327,452.00	-
	41032-04 - Pipes	448,488,051.00		46,529,626.00		495,017,677.00	-
	41032-06- Hand Pumps / Tube Well	2,271,706.00				2,271,706.00	-
	41032-07 - Water Distribution Assets	481,849,886.00				481,849,886.00	-
	41033 - public Lighting						-
	41033-04 Street Lights	3,360,271.00		1,577,252.00		4,937,523.00	-
	41033-01 - Lamp Posts	363,837,710.00		6,927,668.00		370,765,378.00	-
	41033-02 - Transformer	1,328,688.00				1,328,688.00	-
	41033-04- Traffic Control System	1,845,960.00				1,845,960.00	-
	41033-05 High Mast	167,620.00				167,620.00	-
	41033-06 - Switch	344,400.00				344,400.00	-
	41034 - Bridges						-
	41034-05 - Bridges			415,030.00		415,030.00	-
	41034-00 - Consolidated Bridge	44,947,144.80				44,947,144.80	-
	41034-01 - Flyovers	1,493,800.00				1,493,800.00	-
	41034-02 - Culverts	77,220,559.00		11,968,205.00		89,188,764.00	-
	41034-04 - Other Bridges			487,406.00		487,406.00	-
	41040 - Plant & Machinery						-
	41040-01 - Power Pump Set	11,517,275.00				11,517,275.00	-
	41040-01 Submersible Pump Set	1,805,797.00		295,660.00		2,101,457.00	-
	41040-02 Condenser	28,000.00				28,000.00	-
	41040-02 - Electric Motor for Power Pump			32,150.00		32,150.00	-
	41040-06 Buster Pump	60,000.00				60,000.00	-
	41040-03 Filter Plant	7,640,918.00				7,640,918.00	-
	41040-05 Generator-Power	161,140.00				161,140.00	-
	41040-05 Solar Power Plant	761,217.00				761,217.00	-
	41040-05 Tree Cutting Machine	67,774.00				67,774.00	-
	41040-05 Vacuum Circuit			264,976.00		264,976.00	-
	41040-05 Welding Machine						-
	41040-06 Pump Set	14,490.00				14,490.00	-
	41040-07 Hydraulic Platform	138,123,141.00		3,820,265.00		141,943,406.00	-
	41040-07 Timer Machine Street Light	1,754,520.00		2,488,750.00		4,243,270.00	-
	41040-07 Water ATM Machine	791,635.00		490,675.00		1,282,310.00	-
	41040-08 Fogging Machine	2,279,032.00				2,279,032.00	-
	41040-09 Water Meter Filter Plant	247,260.00		348,670.00		595,930.00	-
		13,675,419.00		6,372,687.00		20,048,106.00	-



 Deputy Commissioner (U.G.)

 Municipal Corporation, Raipur (U.G.)

GL Code	GL Name	Opening Debit	Opening Credit	Transaction Debit	Transaction Credit	Closing Debit	Closing Credit
	41040-11 Jet Machine	1,886,800.00				1,886,800.00	-
	41040-12 Plant Suction Machine	295,000.00				295,000.00	-
	41040-15 Inverter	98,782.00				98,782.00	-
	41040-16 Post Hole Digger Machine (4 Nos)			342,471.00		342,471.00	-
	41050 - Vehicles					-	-
	41050-10 - Hoth Thela	260,800.00				260,800.00	-
	41050-10 - Loader	746,140.00				746,140.00	-
	41050-11 Cycle Rickshaw Container	34,002.00				34,002.00	-
	41050-01 - Bolero Mahindra (8 Nos)	4,291,016.00				4,291,016.00	-
	41050-01 - Motor Car	11,823,652.00				11,823,652.00	-
	41050-02 - Jeep	1,122,928.00				1,122,928.00	-
	41050-04 - Trucks	57,883,284.00				57,883,284.00	-
	41050-05 - Tankers	18,310,837.00		1,739,587.00		20,050,424.00	-
	41050-06 - Cranes	3,337,237.00				3,337,237.00	-
	41050-07 - Ambulances	1.00				1.00	-
	41050-08 Container	5,089,130.00				5,089,130.00	-
	41050-08 - Fire Tenders	57,847,802.00		12,133,956.00		69,981,758.00	-
	41050-09 - Hearse Van	800,022.00				800,022.00	-
	41050-09 Water Voucher	5,916,000.00				5,916,000.00	-
	41050-10 Cycle	105,444.00				105,444.00	-
	41050-11-Mobile Rickshaw	114,990.00				114,990.00	-
	41050-12 Hydraulic Tipper	8,977,399.00				8,977,399.00	-
	41050-12-Mobile Toilet Van	2,183,979.00				2,183,979.00	-
	41050-12- Tractors	29,075,228.00		5,270,220.00		34,345,448.00	-
	41050-13 Back Hoe Loader	10,553,874.00				10,553,874.00	-
	41050-13 JCB Ladder	18,441,203.00		577,806.00		19,019,009.00	-
	41050-13 Rickshaw	4,178,662.00				4,178,662.00	-
	41050-14 Inova Car	1,917,434.00				1,917,434.00	-
	41050-15 - Motor Cycles	1,500.00				1,500.00	-
	41050-16-Tata Ace Tipper			23,800,260.00		23,800,260.00	-
	41050-16 TATA Mini Hydraulic Van (21 Nos)	10,457,997.00				10,457,997.00	-
	41050-17 Generator Van	300,400.00				300,400.00	-
	41050-18 TATA Sumo	1,619,862.00				1,619,862.00	-
	41050-20 TATA SK Dumper			12,561,865.00		12,561,865.00	-
	41050-23-KOMATSU PCI30 HYDRAULIC CHAIN MOUNTED			4,532,500.00		4,532,500.00	-
	41060 -Office & Other Equipments					-	-
	41060-18 - CCTV Camera	68,677.00				68,677.00	-
	41060-19 Bio Metric Machine	144,886.00		249,142.00		394,028.00	-
	41060-01 - Air Conditioners	38,716,206.00		688,510.00		39,404,716.00	-
	41060-02 - Computers	10,304,246.00		220,721.00		10,524,967.00	-
	41060-03 - Faxes	7,350.00				7,350.00	-
	41060-04 - Photo-Copiers	1,776,738.00		145,074.00		1,921,812.00	-
	41060-06 - Water Coolers	2,422,014.00		36,898.00		2,458,912.00	-
	41060-07 Router	48,877.00				48,877.00	-
	41060-07 - Telephone Instrument	432,041.00				432,041.00	-
	41060-08 Projector-Multimedia	602,974.00				602,974.00	-
	41060-08 - Typewriter	5,000.00				5,000.00	-
	41060-09 E.P.B.X	502,818.00		118,678.00		621,496.00	-
	41060-09 - Others	961,925.00		18,099.00		980,024.00	-
	41060-10 - Laptop	244,180.00				244,180.00	-
	41060-10- Television Sets	1,012,609.00		32,346.00		1,044,955.00	-
	41060-11-Printer	1,067,002.00		15,436.00		1,082,438.00	-
	41060-14 - Air Conditioner-Room	448,700.00				448,700.00	-
	41060-14 KOHA Software (Library Management System)	103,000.00		683,968.00		786,968.00	-

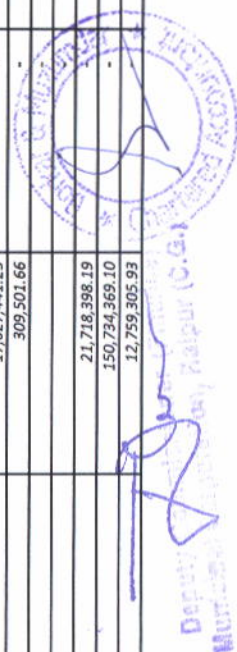


GL Code	GL Name	Opening Debit	Opening Credit	Transaction Debit	Transaction Credit	Closing Debit	Closing Credit
41060-15 - Air Conditioner-Split		218,703.00				218,703.00	-
41060-17 - Telephone Instrument-Mobile		45,440.00				45,440.00	-
41060-18-C.C.T.V.		836,246.00		67,520.00		893,766.00	-
41060-19-Biometric Machine		36,116.00		45,880.00		81,996.00	-
41060-20-LED Display (Data Center)				198,240.00		198,240.00	-
41060-21 Gaint Screen				45,157.00		45,157.00	-
41070 - Furniture, Fixtures, Fitting & Electrical Appliance						-	-
41070-01 - Chairs		2,106,182.00		227,090.00		2,333,272.00	-
41070-02 - Tables		860,369.00		99,505.00		959,874.00	-
41070-03 - Almirahs		2,236,810.00		203,318.00		2,440,128.00	-
41070-04 - Cupboards		1,117,997.00				1,117,997.00	-
41070-05 - Fans		1,562,485.00				1,562,485.00	-
41070-06 - Electrical Fittings		85,535,457.00		219,984.00		85,745,441.00	-
41070-06 - Electrical Fittings-Library		1,490,444.00				1,490,444.00	-
41070-09 - Others		662,227.00		555,354.00		662,227.00	-
41070-10 - Furniture Office		10,009,414.00				10,564,768.00	-
41070-11 - Furniture School		4,504,828.00				4,504,828.00	-
41070-12 - Furniture-Health		37,548.00				37,548.00	-
41070-13 - Interior Work		981,243.00				981,243.00	-
41070-14 - Furniture-Library		5,535,513.00		632,336.00		6,167,849.00	-
41080 - Other Fixed Assets						-	-
41080-01 Dust Bin							-
41080-03 - Bedminton Court				397,965.00		397,965.00	-
41080-03 Tennis Court				655,634.00		655,634.00	-
41080-04 Dividing and Grill		611,366.00		344,034.00		344,034.00	-
41080-02 Playing Equipment		712,848.00				611,366.00	-
41080-02 Saniketak Board		4,100,211.00				712,848.00	-
41080-03 Gym Equipment		626,525.00				4,100,211.00	-
41080-10 - Health Equipments		297,240.00		147,850.00		774,375.00	-
41080-25 Library Equipments (RTO)		1,647,450.00		196,160.00		493,400.00	-
411 - Accumulated Depreciation						1,647,450.00	-
41120 - Buildings						-	-
41120-14-Pump House						-	-
41120-15 - Aushadhalaya			3,162.57			1,542.75	1,542.75
41120-15 - Shed & Chabutra			1,078,565.90			6,325.13	9,487.70
41120-16 - Low Building			8,626.20			541,831.19	1,620,397.09
41120-16 - Shed & Chabutra			678,861.16			8,626.20	17,252.40
41120-17 Cycle Stand						498,507.43	1,177,368.59
41120-18 - Parking Lots			39,185.79			27,475.62	27,475.62
41120-18 - Shramik Pratikshalay			49,279.36			13,189.57	52,375.36
41120-18-Welcome Gate Constn			331,971.96			50,376.10	99,655.46
41120-19 - Exercise Building			23,914.85			155,068.14	487,040.10
41120-21 Bus Stop						29,842.67	53,757.52
41120-22 Mangal Bhawan						2,615.03	2,615.03
41120-23 - Boundry Wall			24,508.38			9,597.10	9,597.10
41120-23 Prathana Hall						20,986.35	45,494.73
41120-29 Additional Room Accum Dep						8,935.13	8,935.13
41120-32 - Vriddha Ashram			14,290.97			21,369.20	21,369.20
41120-33 Angan Badi Building						14,290.96	28,581.93
41120-01 - Office Buildings			9,755,110.98			4,139.30	4,139.30
41120-02 - Community Building			47,177,781.70			2,441,705.41	12,196,816.39
41120-03 - Market Building			24,412,426.63			19,029,827.06	66,207,608.76
41120-04 - Hospital Building			1,975,745.13			4,695,823.73	29,108,250.36
41120-05 - Residential Quarters			10,100,618.35			512,725.82	2,488,470.95
						6,450,214.13	16,550,832.48

Deputy
Municipal Officer




GL Code	GL Name	Opening Debit	Opening Credit	Transaction Debit	Transaction Credit	Closing Debit	Closing Credit
	41120-07 - Shopping Centres		2,074,213.92		444,757.80	-	2,518,971.72
	41120-08 - Auditoriums		24,427.60		12,213.80	-	36,641.40
	41120-09 - School Building		35,043,965.44		5,336,754.04	-	40,380,719.48
	41120-10 - Swimming Pools		10,285,310.94		3,924,799.70	-	14,210,110.64
	41120-11 - Temples		424,998.15		124,687.27	-	549,685.42
	41120-12 - Boundary Wall		7,549,335.75		2,360,982.96	-	9,910,318.71
	41120-13 - Library		1,459,903.06		1,018,781.27	-	2,478,684.33
	41120-13 - Public Toilets		201,773.20		220,731.44	-	422,504.64
	41120-14 - Slaughter House		24,791.67		138,833.33	-	163,625.00
	41120-15 - Community Toilet Complex		46,183,969.42		10,070,338.73	-	56,254,308.15
	41120-15 - Octroi		227,473.00		8,750.00	-	236,223.00
	41120-16 - Gymnasium		2,908,586.14		808,718.52	-	3,717,304.66
	41120-17 - Sports Complex		30,814,770.65		5,948,115.80	-	36,762,886.45
	41120-18 - Welcome Gate Constrn		1,433,768.64		427,177.98	-	1,860,946.62
	41120-20 - Rang Manch		86,201.81		86,163.05	-	172,364.86
	41120-20 - Samark Building		2,531,254.35		243,093.07	-	2,774,347.42
	41120-21 - Pump House		28,023,937.42		1,131,315.93	-	29,155,253.35
	41120-22 - Aagan Badi		33,000.35		7,747.33	-	40,747.68
	41120-24 - Girls Hostel		3,536,794.16		822,467.14	-	4,359,261.30
	41120-25 - Indoor Stadium		1,929,247.91		430,615.45	-	2,359,863.36
	41120-26 - Police Station		477,652.58		126,197.47	-	603,850.05
	41120-28 - Shed & Chabutra		1,664,026.42		825,218.38	-	2,489,244.80
	41120-29 - Water Works Building		30,600.50		6,120.10	-	36,720.60
	41120-30 - Aadabashi Hostel		2,007,655.32		509,927.43	-	2,517,582.75
	41120-30 Kitchen Shed-Accum Dep		178,431.45		106,992.60	-	285,424.05
	41120-31 - Mukti Dham		5,450,172.66		2,479,187.41	-	7,929,360.07
	41120-32 - Petrol Pump House		30,677.20		7,669.30	-	38,346.50
	41120-33 - Kanji House		116,098.20		58,049.10	-	174,147.30
	41120-34 - Commercial Building		10,443,174.70		6,962,116.47	-	17,405,291.17
	41120-35 - Community Center		8,149,302.11		5,641,447.50	-	13,790,749.61
	41120-36 - Hat Bazar(Gogaon)		135,380.03		135,380.03	-	270,760.06
	41120-38 - Rain Baserai(NULM)		116,614.77		145,221.27	-	261,836.04
	41120-39 - Wholesale Fish Market		253,103.22		558,694.35	-	811,797.57
	41120-40 Bus Depot-Accum Dep				159,032.53	-	159,032.53
	41120-41 Community Toilet SBM-Sundha 24 -Accum Dep				240,033.33	-	240,033.33
	41120-42 - Dumartara Market-Accum Dep				31,344.83	-	31,344.83
	41120-43 Lift at Parking Place-Accum Dep				114,900.03	-	114,900.03
	41120-44Subnash Stadium-Accum Dep				1,315,117.75	-	1,315,117.75
	41130 - Roads & Bridges					-	-
	41130-06 - Streets		10,592,306.02			-	10,592,306.02
	41130-10 - Paver Block		47,490.50		97,326.90	-	144,817.40
	41130-11 - Ramp				357,340.66	-	357,340.66
	41130-01 - Concrete Roads		1,916,981,801.09		264,600,942.24	-	2,181,582,743.33
	41130-02 - Metalised Roads (Bitumen)		212,127,976.97		51,209,451.34	-	263,337,428.31
	41130-03 - Other Roads		258,946,779.59		85,134,352.35	-	344,081,131.94
	41130-05 - Footpath Roads		65,543,870.44		20,051,735.50	-	85,595,605.94
	41130-06 - Road BlackTopped		909,035,515.33		93,929,854.17	-	1,002,965,369.50
	41130-07-Kachcha Road		70,119,292.74		17,027,441.25	-	87,146,733.99
	41130-09 - Lane		6,278,041.34		309,501.66	-	6,587,543.00
	41130-10 - Cycle Track		412,793.00			-	412,793.00
	41131 - Sewerage And Drainage					-	-
	41131-01 - Underground Drains		54,993,691.82		21,718,398.19	-	76,712,090.01
	41131-02 - Open Drains		793,165,630.08		150,734,369.10	-	943,899,999.18
	41131-03 - Drainage		92,310,435.83		12,759,305.93	-	105,069,741.76



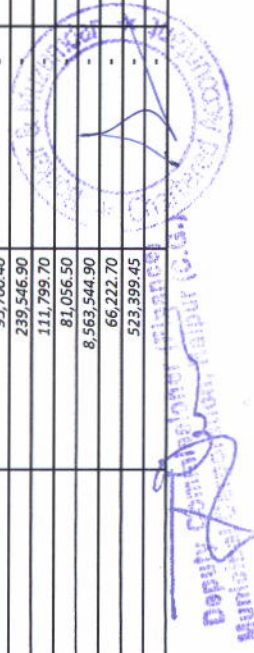
 Deputy Commissioner, Punjab (G.S.)

GL Code	GL Name	Opening Debit	Opening Credit	Transaction Debit	Transaction Credit	Closing Debit	Closing Credit
	41131-04 RCC Drain		50,663,524.13		20,023,191.50	-	70,686,715.63
	41132 - Waterways					-	-
	41132-03 Septik Tank				4,050.35	-	4,050.35
	41132-06 Pani Tanki		221,922.40		16,786.98	-	16,786.98
	41132-06 - Tubewell		31,396,280.60		68,457.40	-	290,379.80
	41132-01 - Borewell		5,582,343.36		7,018,423.95	-	38,414,704.55
	41132-03 - Water Reservoirs		24,000,521.18		1,965,933.81	-	7,548,277.17
	41132-05 - Pipes		125,463,873.45		12,051,985.30	-	36,052,506.48
	41132-05 - Water Distribution Assets		1,234,003.10		12,046,247.15	-	137,510,120.60
	41132-07 Hand Pumps / Tube Well				352,906.50	-	1,586,909.60
	41133 - Public Lighting					-	-
	41133-04 - Street Lights		643,624.65		454,564.70	-	1,098,189.35
	41133-01 - Lamp Posts		309,352,153.45		8,664,329.25	-	318,016,482.70
	41133-02 - Transformer		137,965.13		88,579.20	-	226,544.33
	41133-04 - Traffic Signals		1,023,650.30		184,596.00	-	1,208,246.30
	41133-05 - High Mast		50,286.00		16,762.00	-	67,048.00
	41133-06 - Switch		34,440.00		34,440.00	-	68,880.00
	41134 - Bridges					-	-
	41134-04 Other Bridges				16,246.87	-	16,246.87
	41134-01 - Culvert		14,825,535.09		5,751,515.73	-	20,577,050.82
	41134-02 Bridges		12,504,935.80		1,505,155.33	-	14,010,091.13
	41134-03 - Flyovers		278,768.65		49,793.34	-	328,561.99
	41140 - Plant & Machinery					-	-
	41140-01 - Power Pump Set		2,981,144.90		1,151,727.50	-	4,132,872.40
	41140-02 - Buster Pump		3,000.00		6,000.00	-	9,000.00
	41140-02 - Condenser		2,800.00		2,800.00	-	5,600.00
	41140-02 Electric Motor for Power Pump				2,411.25	-	2,411.25
	41140-03 Pump Set-Accum Dep		11,083,150.85		5,113,094.45	-	16,196,245.30
	41140-01 - Submersible Pump Set		83,844,974.30		2,369,275.90	-	86,214,250.20
	41140-02 - Generator-Power		72,513.00		16,114.00	-	88,627.00
	41140-03 - Solar Power Plant		380,608.50		76,121.70	-	456,730.20
	41140-04 - Fogging Machine		111,267.00		44,637.50	-	155,904.50
	41140-05 - Timer Machine Street Light		316,654.00		103,697.25	-	420,351.25
	41140-06 - Tree Cutting Machine		27,109.60		6,777.40	-	33,887.00
	41140-07 - Water Meter		2,843,750.80		1,367,541.90	-	4,211,292.70
	41140-08 - Hydraulic Plateform		526,356.00		424,327.00	-	950,683.00
	41140-09 - Filter Plant		646,841.80		764,091.80	-	1,410,933.60
	41140-11 - Inverter		4,939.10		9,878.20	-	14,817.30
	41140-12 - Jet Machine		188,680.00		188,680.00	-	377,360.00
	41140-13 - Plant Suction Machine		14,750.00		29,500.00	-	44,250.00
	41140-14 - Water ATM Machine		134,564.45		227,903.20	-	362,467.65
	41140-15 - Welding Machine		1,449.00		1,449.00	-	2,898.00
	41140-16 Post Hole Digger Machine-Accum Dep				17,123.55	-	17,123.55
	41140-17 Vacuum Circuit -Accum Dep				26,497.60	-	26,497.60
	41140-18 Water Meter Filter Plant -Accum Dep				520,564.75	-	520,564.75
	41150 - Vehicles					-	-
	41150-10 - Loaders		74,614.00		74,614.00	-	149,228.00
	41150-11 - Cycle Rickshaw Container		11,334.00		11,334.00	-	22,668.00
	41150-12 - Hath Thela		130,400.00		130,394.00	-	260,794.00
	41150-01 - Motor Car		7,030,686.85		691,205.90	-	7,721,892.75
	41150-02 - Jeep		1,122,927.00			-	1,122,927.00
	41150-04 - Trucks		47,722,839.50		5,783,336.60	-	53,506,176.10
	41150-05 - Tankers		12,933,366.90		872,899.65	-	13,806,266.55
	41150-06 - Cranes		2,037,851.65		333,723.70	-	2,371,575.35

Deputy Commissioner
Muzaffargarh



GL Code	GL Name	Opening Debit	Opening Credit	Transaction Debit	Transaction Credit	Closing Debit	Closing Credit
	41150-08 - Fire Tenders		13,856,541.65		6,391,478.00	-	20,248,019.65
	41150-09 - Hearse Van		762,589.00		37,432.00	-	800,021.00
	41150-10 - JCB Lader		16,109,192.90		1,873,010.60	-	17,982,203.50
	41150-10 - Mobile Toilet Vans		1,184,716.50		218,397.90	-	1,403,114.40
	41150-10 - Tractors		19,779,032.70		3,171,033.80	-	22,950,066.50
	41150-13 - Motor Cycles		1,499.00			-	1,499.00
	41150-14 - Back Hoe Loader		5,276,937.00		1,055,387.40	-	6,332,324.40
	41150-15 - Bolero Mahindra		2,145,508.00		429,101.60	-	2,574,609.60
	41150-16 - Container		1,388,908.50		508,913.00	-	1,897,821.50
	41150-17 - Hydraulic Tipper		2,298,899.95		897,739.90	-	3,196,639.85
	41150-18 - Mobile Rickshaw		51,745.50		11,499.00	-	63,244.50
	41150-19 - Rickshaw		1,058,660.99		1,248,000.00	-	2,306,660.99
	41150-20 - Water Voucher		2,366,400.00		591,600.00	-	2,958,000.00
	41150-21 - Cycle		70,296.00		35,147.00	-	105,443.00
	41150-22 - Generator Van		30,040.00		30,040.00	-	60,080.00
	41150-23 - Hydraulic Van		522,899.85		1,045,799.70	-	1,568,699.55
	41150-24 - Innova Car		191,743.40		191,743.40	-	287,615.10
	41150-25 - Tata Sumo		161,986.20		161,986.20	-	323,972.40
	41150-26 TATA SK Dumper - Accum Dep				628,093.25	-	628,093.25
	41150-27 Komatsu Pc130 Hydraulic Chain Mounted -Accu				226,625.00	-	226,625.00
	41150-28 Tata Ace Tipper - Accum Dep				1,878,939.35	-	1,878,939.35
	41160 - Office & Other Equipments					-	-
	41160-01 - Air Conditioners		22,077,562.60		3,922,745.00	-	26,000,307.60
	41160-02 - Computers		8,837,222.50		714,670.70	-	9,551,893.20
	41160-03 - Faxes		3,675.00		735.00	-	4,410.00
	41160-04 - Photo-Copiers		998,186.20		184,927.50	-	1,183,113.70
	41160-06 - Water Coolers		1,004,174.10		220,048.20	-	1,224,222.30
	41160-07 - Telephone Instrument		306,095.80		21,034.10	-	327,129.90
	41160-08 - Typewriter		4,999.00			-	4,999.00
	41160-09 - Others		263,370.30		98,002.40	-	361,372.70
	41160-10 Printer		887,014.30		88,649.60	-	975,663.90
	41160-11 - Bio Metric Machine		19,906.00		39,410.70	-	59,316.70
	41160-11 - CCTV Camera		218,284.55		95,119.30	-	313,403.85
	41160-12 - Air Conditioner-Room		448,699.00			-	448,699.00
	41160-13 - Air Conditioner-Split		150,988.50		21,870.30	-	172,858.80
	41160-14 - Telephone Instrument-Mobile		36,352.00		4,544.00	-	40,896.00
	41160-15 - Laptop		220,661.00		23,516.00	-	244,177.00
	41160-16 - Television Sets		118,932.60		102,428.20	-	221,360.80
	41160-18 - EPBX System		251,409.00		56,215.70	-	307,624.70
	41160-20 - Projector		246,262.70		60,297.40	-	306,560.10
	41160-21 - Router		19,550.80		4,887.70	-	24,438.50
	41160-24 - KOHA Software/Library Management System		10,300.00		88,996.80	-	99,296.80
	41160-25 Gaint Screen-Accum Dep				4,515.70	-	4,515.70
	41160-26 LED Display (Data Center)-Accum Dep				9,912.00	-	9,912.00
	41170-Furniture, Fixtures, Fittings & Electrical Appliance					-	-
	41170-01 - Chairs		829,310.35		222,722.20	-	1,052,032.55
	41170-02 - Tables		357,855.00		95,700.40	-	453,555.40
	41170-03 - Almirahs		711,429.25		239,546.90	-	950,976.15
	41170-04 - Cupboards		447,198.80		111,799.70	-	558,998.50
	41170-05 - Fans		1,076,935.00		81,056.50	-	1,157,991.50
	41170-06 - Electrical Fittings		60,436,050.00		8,563,544.90	-	68,999,594.90
	41170-09 - Others		247,615.05		66,222.70	-	313,837.75
	41170-10 - Furniture - Office		6,449,884.70		523,399.45	-	6,973,284.15
	41170-12-Furniture Health		37,547.00			-	37,547.00



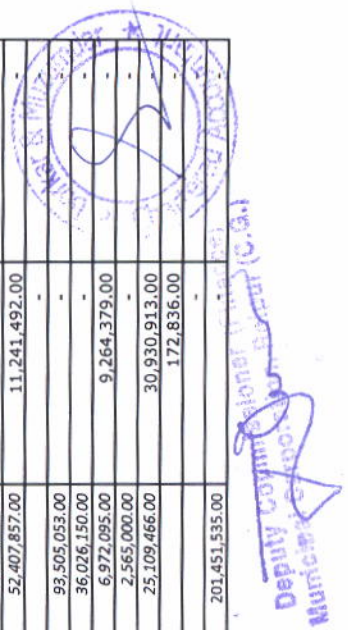
 Deputy Municipal Engineer (G.S.)

GL Code	GL Name	Opening Debit	Opening Credit	Transaction Debit	Transaction Credit	Closing Debit	Closing Credit
	41170-13 - Furniture-School		4,251,909.30		33,382.80	-	4,285,292.10
	41170-14 Interior Work		490,621.50		98,124.30	-	588,745.80
	41170-15 - Electrical Fittings-Library		149,044.40		149,044.40	-	298,088.80
	41170-16 - Furniture-Library		338,408.05		614,197.90	-	952,605.95
	41180 - Other Fixed Assets					-	-
	41180-01 - Dividing & Grill		61,136.60		61,136.60	-	122,273.20
	41180-02 Badminton Court				65,563.40	-	65,563.40
	41180-03 Dustbin-Accum Dep				33,820.85	-	33,820.85
	41180-04 Tennis Court-Accum Dep				17,201.70	-	17,201.70
	41180-01- Sanketak Board		255,010.55		410,021.10	-	665,031.65
	41180-10 - Gym Equipments		169,985.00		70,045.00	-	240,030.00
	41180-10 - Health Equipment		189,992.00		39,532.00	-	229,524.00
	41180-10 - Playing Equipment		306,650.10		71,284.80	-	377,934.90
	41180-23 - Library Equipment(RTO)		164,745.00		164,745.00	-	329,490.00
	412 - Capital Work-in- Progress					-	-
	41210 - Assets Out Of Specific Grants					-	-
	41210-02- Additional Room			246,802.00		246,802.00	-
	41210-02 - Community Building	4,876,294.00		1,015,882.00		5,892,176.00	-
	41210-02 Community Building	1,208,379.18		2,671,115.00		3,879,494.18	-
	41210-02 Cwp Community Hall	2,144,562.00		973,398.00		3,117,960.00	-
	41210-02-School Building (CWIP)			366,212.00		366,212.00	-
	41210-03 Boundry Wall			200,863.00		200,863.00	-
	41210-03-Community Building	1,269,939.00				1,269,939.00	-
	41210-03 Cwp Prathna Hall	528,764.00				528,764.00	-
	41210-03 Metalled Road (Bitumen)	1,197,240.00		219,808.00		1,417,048.00	-
	41210-03 School Building			857,679.00		857,679.00	-
	41210-03 Shed and Chabutra-CWIP	1,638,837.00				1,638,837.00	-
	41210-04 Asphalt Road	859,449.00				859,449.00	-
	41210-04 Concerte Road Ccr	18,854,550.00		1,550,518.00		20,405,068.00	-
	41210-04 Cwp Parks & Garden	1,505,288.00				1,505,288.00	-
	41210-04 Electrification			115,202.00		115,202.00	-
	41210-04 Rang Manch			562,201.00		562,201.00	-
	41210-05 Community Building			669,384.00		669,384.00	-
	41210-05 Open Drain			493,875.00		493,875.00	-
	41210-06 CWIP MANGAL BHAWAN	547,398.00				547,398.00	-
	41210-09 Cwp Other Roads	2,491,631.00		398,698.00		2,491,631.00	-
	41210-10 Aagan Badi Building			2,022,476.00		2,022,476.00	-
	41210-10 Open Drain CWIP					30,897.00	-
	41210-12 Culverts	30,897.00				243,728.00	-
	41210-12-Flyover Constnuction			243,728.00		810,633.00	-
	41210-12 Mandir Nirman	810,633.00				1,104,000.00	-
	41210-13 C.C. Drain CWIP	647,758.00		456,242.00		237,181.00	-
	41210-13 School Building Cwp	237,181.00				2,679,979.00	-
	41210-14 Public Toilet	1,563,620.00		1,116,359.00		448,925.00	-
	41210-15- Market Building			448,925.00		322,700.00	-
	41210-16 Borewell Work	322,700.00				302,491.00	-
	41210-17 College Building	302,491.00				55,198.00	-
	41210-18 - Culverts	55,198.00				449,731.00	-
	41210-19-Pipe Line			449,731.00		210,017.00	-
	41210-20-Aagan Badi Building			210,017.00		352,329.00	-
	41210-22 LAKE & POND	352,329.00				468,197.00	-
	41210-22 Office Building			468,197.00		5,259,907.00	-
	41210-32 Pipe Line	4,197,627.00		1,062,280.00		44,159.00	-
	41210-33 - Pipes			44,159.00			-



Deputy Commissioner (Finance)
Municipal Corporation, Raipur (C.G.)

GL Code	GL Name	Opening Debit	Opening Credit	Transaction Debit	Transaction Credit	Closing Debit	Closing Credit
	41210-42 Cwip- Grill and Bondri Wall			528,912.00		528,912.00	-
	41210-42 Public Toilet	665,548.00				665,548.00	-
	41210-93 Public Toilet	361,000.00				361,000.00	-
	41210-94 Vridha Ashram	1,236,711.00				1,236,711.00	-
	41210-01 - Buildings	3,992,458.00		1,211,125.00		5,203,583.00	-
	41210-06 Telibandha Talab Expenses	56,166,723.00		13,201,390.00	11,000,000.00	58,368,113.00	-
	41210-11 - Roads & Bridges			2,602,418.00		2,602,418.00	-
	41210-16 - Dumaratatri Market	286,597,947.00		4,739,000.00		291,336,947.00	-
	41210-21 - Sewerage and Drainage	14,857,210.00		987,116.00		15,844,326.00	-
	41210-31 - Waterways	3,029,704.00		761,105.00		3,790,809.00	-
	41210-41 - Public Lighting	154,962.00				154,962.00	-
	41210-93 Mukti Dhaam	771,400.00				771,400.00	-
	420 - Investments - General Fund					-	-
	42080 - Other Investments					-	-
	CBI-FDR-	7,500,000.00				7,500,000.00	-
	CBI FDR A/c No. - 3302269470	2,500,000.00				2,500,000.00	-
	CBI FDR A/c No. - 3302269561	2,500,000.00				2,500,000.00	-
	CBI FDR A/c No. - 3302269684	2,000,000.00				2,000,000.00	-
	FDR-Dena Bank - 148473031262			5,000.00		5,000.00	-
	FDR-Dena Bank - 148473031302			3,000,000.00	2,675,000.00	325,000.00	-
	FDR-Dena Bank - 148473031306			50,000.00	50,000.00	-	-
	FDR Dena Bank - 148473031315			5,000.00	5,000.00	-	-
	FDR - Dena Bank - 148473031320			595,000.00	595,000.00	-	-
	FDR-Dena Bank - 148473031341			5,000.00		5,000.00	-
	FDR-Dena Bank -148473031349			425,000.00	150,000.00	275,000.00	-
	IDBI FD 1150105000003674			2,550,000.00	2,550,000.00	-	-
	IDBI FD 40-666			103,000,000.00	103,000,000.00	-	-
	SBI FDR 0032342399111	61,815,622.00		3,808,562.00	360,412.00	65,263,772.00	-
	UBI-FDR-540903030008460	9,707,302.00		768,923.00		10,476,225.00	-
	UBI-FDR-540903230007668	8,531,239.00		648,775.00		9,180,014.00	-
	430 - Stock - In- Hand					-	-
	43010 - Stores					-	-
	43010 -03- Inventory Horticulture	100,250.00				100,250.00	-
	43010- 04-Inventory Agriculture Produce	1,015,100.00				1,015,100.00	-
	43010-05-Inventory Trees	4,535,056.00				4,535,056.00	-
	43010-06- Inventory Medicines	436,075.00				436,075.00	-
	43010-07 - Inventory - Others	13,497,678.00				13,497,678.00	-
	43010-11 - Purchases	259,658.00				259,658.00	-
	43010-12- Inventory Computer Consumable	9,480.00				9,480.00	-
	43010-13- Inventory Education	30,910.00				30,910.00	-
	43010-21 - Consumption	1,592,157.67				1,592,157.67	-
	431 - Sundry Debtors (Receivables)					-	-
	43110 - Receivables For Property Taxes					-	-
	43110-01 - Property Tax Receivable -Current Year			420,808,175.00	420,808,175.00	-	-
	43110-02 - Property Tax Receivable -Year 1	38,221,554.00		25,427,795.00	52,407,857.00	11,241,492.00	-
	43120 - Receivable For Other Taxes					-	-
	43120-01 - Samekit Kar Receivable - Current Year			93,505,053.00	93,505,053.00	-	-
	43120-03 - Nirakshrit Kar Receivable - Current Year			36,026,150.00	36,026,150.00	-	-
	43120-07 Nirakshrit Kar Receivable - Year 1	5,862,183.00		10,374,291.00	6,972,095.00	9,264,379.00	-
	43120-01 - Other Tax Receivable -Current Year			2,565,000.00	2,565,000.00	-	-
	43120-02 - Samekit Kar Receivable - Year 1	32,759,475.00		23,280,906.00	25,109,466.00	30,930,913.00	-
	43120-08 TDS RECEIVABLE	172,836.00				172,836.00	-
	43130 - Receivable For Fees & User Charges					-	-
	43130-01 - Water Supply Receivable -Current Year			201,451,535.00	201,451,535.00	-	-



 Deputy Commissioner (C.G.)

GL Code	GL Name	Opening Debit	Opening Credit	Transaction Debit	Transaction Credit	Closing Debit	Closing Credit
	43130-02 - Water Supply Receivable - Year 1	48,395,146.00		33,583,492.00	52,460,236.00	29,518,402.00	-
	43140 - Receivable From Other Sources					-	-
	43140-01 - Rent Receivable - Current Year			30,219,455.00	30,219,455.00	-	-
	43140-02 - Rent Receivable - Year 1	6,410,086.00			2,175,558.00	4,234,528.00	-
	460 - Loans, Advances and Deposits					-	-
	46010 - Loans And Advances To Employees					-	-
	46010-03 GA Advance for Grain					-	-
	46010-04 VA Advance Vehicle	84,000.00			56,800.00	-	56,800.00
	46010-18 Loan For Employee			282,504.00	142,248.00	84,000.00	-
	46010 - 32 GA - Advance for Grain			2,372,000.00	2,282,400.00	140,256.00	-
	46010-32 Salary Advance			1,016,000.00	837,110.00	89,600.00	-
	46010-05 Advance to Employees-Others					178,890.00	-
	46010-31 - Advance for Festivals	3,977,938.54			705,310.00	3,272,628.54	-
	46010-33 - Advance to Staffs	9,140,350.00		18,816,270.00	15,280,051.00	12,676,569.00	-
	46010-41 - Advances for Food/ration	242,026.00		87,678.00	244,467.00	85,237.00	-
	46010-91 - Miscellaneous Advances	361,004.00		37,683.00	36,883.00	361,804.00	-
	46020 - Employee Provident Fund Loans	181,310.00			60,083.00	121,227.00	-
	46020-01 CPE for Advance			624,000.00	158,400.00	465,600.00	-
	46020-02 GPF for Advance			1,496,000.00	147,550.00	1,348,450.00	-
	46020-01 CPE Advance	10,743,134.00		11,364,849.00	3,969,992.00	18,137,991.00	-
	46020-02 GPF Advance	54,786,172.00		20,442,436.00	897,804.00	74,330,804.00	-
	46040 - Advance To Suppliers And Contractors					-	-
	46040-01 Pragati Mahila Sahayeta Samuh	115,247.00				115,247.00	-
	46040-90 Advance to Contractor	150,000.00				150,000.00	-
	46040-00-Consol Advance To Suppliers & Contractor	3,316,915,005.00		80,000.00		3,316,915,005.00	-
	46040-01 Hemant Solanki-Amrit					80,000.00	-
	46050 - Advance to Others					-	-
	46050-00 - Consolidated Advances To Others	11,974,250.00				11,974,250.00	-
	46050-01 Advance for Swerage Treatment Plant			500,000.00		500,000.00	-
	46050-01 - Permanent Advances	10,000.00				10,000.00	-
	46050-02 - Advance Consultant	891,000.00				891,000.00	-
	46050-21 - Advance Against Schemes	120,000.00				120,000.00	-
	46060 - Deposits With External Agencies					-	-
	46060-01 TDS Deposit			204,283.01		204,283.01	-
	46060-91 - Other Deposits	36,600.00				36,600.00	-
	46060-01 TDS Deposit- Bank Interest			2,280,159.00	72,257.00	2,207,902.00	-
	46060-11 - Electricity Deposits	72,800.00				72,800.00	-
	470 - Other Assets					-	-
	47010 - Deposit Works - Expenditure					-	-
	47010-00 - Consolidated Deposit Works - Expenditure	521,290.00				521,290.00	-
	47010-01 BSUP Expenses Phase II	53,412,852.00		115,021,432.00		168,434,284.00	-
	47010-01-ILCS Toilet	5,136,345.00		5,136,345.00	10,272,690.00	-	-
	47010-02 - Electrical	2,711,415.00		298,033.00		3,009,448.00	-
	47010-04-Deposit Works Expenditure- SSA	4,846,011.00		4,846,011.00	9,692,022.00	-	-
	47010-04- Rajiv Avash Yojna-300 Unit	34,099,090.00				34,099,090.00	-
	47010-04- Valmiki Ambedkar Awas Yojna Expenses	1,216,337.00				1,216,337.00	-
	47010-05 BSUP Expenses Phase III	93,580,845.00				231,926,020.00	-
	47010-05Sarva Siksha Abhiyan			138,345,175.00		-	-
	47010-05 Sbm Toilet Exp.			1,392,916.00		1,392,916.00	-
	47010-06 - Angan Wadi	3,391,686.00		191,413,851.00		-	-
	47010-07 BSUP Expenses	286,000.00		506,004.00		3,897,690.00	-
	47010-09 - Boundry Wall at School			7,020,572.00		7,306,572.00	-
	Grand Total	33,730,382,956.81	33,730,382,956.81	28,686,089,210.96	28,686,089,210.96	38,810,263,794.87	38,810,263,794.87

Deputy Commissioner (Finance)
Municipal Corporation, Bikaner

Raipur Municipal Corporation (2016-17)
as at 31-Mar-2017

Sources of Funds :	Amount	Amount
Capital Account		
Loans (Liability)		
Current Liabilities		
Sundry Creditors		
Branch / Divisions		-
Head Office - RMC	3,17,43,86,872.00	
Zone	-16,33,70,629.00	
Zone-1	30,92,40,573.00	
Zone-2	44,67,51,285.00	
Zone-3	37,31,57,649.00	
Zone 4	45,19,46,050.00	
Zone 5	43,69,14,519.00	
Zone 6	47,70,34,671.00	
Zone 7	48,23,90,539.00	
Zone 8	36,08,81,441.00	
Suspense A/c		
Suspense A/c		
3 - Capital Receipts & Liabilities		25,65,83,70,631.45
310 - Municipal (General) Fund	18,13,41,91,785.16	
311 - Earmarked Funds	-	
312 - Reserve Funds	1,74,85,17,125.61	
320 - Grants, Contribution for Specific Purposes	3,39,62,24,783.30	
330 - Secured Loans	90,93,68,641.00	
331 - Unsecured Loans	-	
340 - Deposits Received	48,29,77,392.16	
341 - Deposit Works	-	
350 - Other Liabilities	1,11,92,70,481.48	
360 - Provisions	-	
4 - Capital Expenditure & Assets		-20,73,03,56,747.63
410 - Fixed Assets	22,75,26,69,152.14	
411 - Accumulated Depreciation	-6,55,62,72,387.91	
412 - Capital Work-in- Progress	44,33,71,245.18	
420 - Investments -General Fund	10,00,30,011.00	
421 - Investments -Other Funds	-	
430 - Stock - In- Hand	2,14,76,364.67	
431 - Sundry Debtors (Receivables)	8,53,62,550.00	
432 -Accumulated Provision Against Debtors (Receivables)	-	
440 - Pre-Paid Expenses	-	
45041 - Nationalised Banks	-	
450 - Cash And Bank Balance	-	


 Deputy Commissioner (Finance)
 Municipal Corporation, Raipur (C.G.)



460 - Loans, Advances and Deposits	3,44,45,13,343.55	
461 - Accumulated Provisions Against Loans,Advances and Deposit	-	
470 - Other Assets	43,92,06,469.00	
480 - Miscellaneous Expenditure to Be Written Off	-	
Profit & Loss A/c		-0.04
Opening Balance		
Current Period	-15,38,13,467.13	
Less: Transferred	-77,52,08,206.57	
Total		4,92,80,13,883.78
Application of Funds :		
Current Assets		4,92,80,13,883.78
Closing Stock	-	
Cash-in-Hand	-	
Bank Accounts	4,92,80,13,883.78	
Total		4,92,80,13,883.78


 Deputy Commissioner (Finance)
 Municipal Corporation, Raipur (C.G.)



Raipur Municipal Corporation Income and Expenditure Statement 1-Apr-2016 to 31-Mar-2017		
Particulars	Amount	Amount
Trading Account :		
Direct Incomes		
Gross Profit:		
Income Statement :		
Indirect Incomes		
1 - Revenue Income		2,26,34,69,801.51
110 - Tax Revenue	79,52,44,096.00	
120 - Assigned Revenues & Compensations	77,76,38,402.00	
130 - Rental Income From Municipal Properties	3,72,98,445.00	
140 - Fees & User Charges	24,43,48,335.41	
150 - Sale & Hire Charges	1,16,49,459.00	
160 - Revenue Grants, Contribution & Subsidies	21,98,14,514.00	
170 - Income From Investments	12,30,22,509.54	
171 - Interest Earned	4,93,03,961.56	
180 - Other Income	48,26,650.00	
185 - Prior Period	3,23,429.00	
190 - Transfer Int Activity Fund	-	
191 - Transfer Into Corporate Fund	-	
192 - Transfer Into Employee Fund	-	
		2,26,34,69,801.51
2 - Revenue Expenditure		3,03,86,78,008.12
210 - Establishment Expenses	99,97,34,894.00	
220 - Administrative Expenses	16,41,37,024.00	
230 - Operations & Maintenance	81,69,77,982.00	
240 - Interest & Finance Charges	70,47,501.16	
250 - Programme Expenses	56,14,474.00	
260 - Revenue Grants, Contribution and Subsidies	11,07,39,651.00	
270 - Provisions and Write Off	-	
271 - Miscellaneous Expenses	-	
272 - Depreciation	93,42,73,000.96	
285 - Prior Period	1,53,481.00	
290 - Transfer To Activity Funds	-	
291 - Transfer To Corporate Fund	-	
292 - Transfer To Employee Fund	-	
Excess of Income over Expenditure:		-77,52,08,206.61


 Deputy Commissioner
 Municipal Corporation, Raipur (C.G.)



Raipur Municipal Corporation

Receipt & Payment Account

1-Apr-2016 to 31-Mar-2017

Inflow of Cash :	Amount	Amount
Branch / Divisions		2,14,36,15,744.00
Head Office - RMC	1,23,60,31,182.00	
Zone	16,38,45,162.00	
Zone-1	8,86,46,731.00	
Zone-2	17,10,17,018.00	
Zone-3	9,47,97,197.00	
Zone 4	6,97,42,860.00	
Zone 5	7,65,82,530.00	
Zone 6	7,48,32,517.00	
Zone 7	8,30,11,074.00	
Zone 8	8,51,09,473.00	
1 - Revenue Income		1,23,89,36,040.51
110 - Tax Revenue	2,51,79,685.00	
120 - Assigned Revenues & Compensations	77,76,38,402.00	
130 - Rental Income From Municipal Properties	1,13,91,285.00	
140 - Fees & User Charges	24,46,89,071.41	
150 - Sale & Hire Charges	1,15,69,915.00	
160 - Revenue Grants, Contribution & Subsidies	10,16,371.00	
170 - Income From Investments	11,77,96,307.54	
171 - Interest Earned	4,93,07,374.56	
180 - Other Income	24,200.00	
185 - Prior Period	3,23,429.00	
2 - Revenue Expenditure		1,75,388.00
210 - Establishment Expenses	1,34,634.00	
220 - Administrative Expenses	13,500.00	
230 - Operations & Maintenance	7,200.00	
240 - Interest & Finance Charges	54.00	
260 - Revenue Grants, Contribution and Subsidies	20,000.00	
3 - Capital Receipts & Liabilities		1,83,89,44,078.93
320 - Grants, Contribution for Specific Purposes	1,77,74,33,198.82	
340 - Deposits Received	16,60,305.00	
350 - Other Liabilities	5,98,50,575.11	
4 - Capital Expenditure & Assets		96,25,69,238.00
420 - Investments -General Fund	11,06,50,000.00	
431 - Sundry Debtors (Receivables)	85,09,26,981.00	
460 - Loans, Advances and Deposits	9,92,257.00	
Total		6,18,42,40,489.44
Outflow of Cash :		
Branch / Divisions		2,14,21,94,440.00
Head Office - RMC	89,44,94,092.00	
Zone	4,74,533.00	
Zone-1	11,64,48,600.00	
Zone-2	16,11,23,790.00	
Zone-3	16,17,13,822.00	
Zone 4	17,05,83,131.00	
Zone 5	14,19,82,479.00	

[Signature]
 Deputy Commissioner (Finance)
 Municipal Corporation, Raipur (C.G.)



Zone 6	21,00,80,100.00	
Zone 7	16,13,88,401.00	
Zone 8	12,39,05,492.00	
1 - Revenue Income		77,00,041.00
130 - Rental Income From Municipal Properties	46,690.00	
140 - Fees & User Charges	76,24,630.00	
150 - Sale & Hire Charges	750.00	
160 - Revenue Grants, Contribution & Subsidies	24,500.00	
170 - Income From Investments	58.00	
171 - Interest Earned	3,413.00	
2 - Revenue Expenditure	51,20,76,014.32	25,60,38,007.16
210 - Establishment Expenses	21,50,58,384.00	
220 - Administrative Expenses	1,04,80,533.00	
230 - Operations & Maintenance	44,75,070.00	
240 - Interest & Finance Charges	70,47,555.16	
250 - Programme Expenses	3,47,607.00	
260 - Revenue Grants, Contribution and Subsidies	1,84,75,377.00	
285 - Prior Period	1,53,481.00	
3 - Capital Receipts & Liabilities		3,16,63,58,324.48
320 - Grants, Contribution for Specific Purposes	9,16,18,169.62	
340 - Deposits Received	3,82,13,960.00	
350 - Other Liabilities	3,03,65,26,194.86	
4 - Capital Expenditure & Assets		17,90,31,332.01
410 - Fixed Assets	51,18,636.00	
420 - Investments -General Fund	11,12,60,000.00	
431 - Sundry Debtors (Receivables)	21,89,408.00	
460 - Loans, Advances and Deposits	4,87,82,740.01	
470 - Other Assets	1,16,80,548.00	
Total		5,75,13,22,144.65
Nett Inflow		43,29,18,344.79


 Deputy Commissioner (Finance)
 Municipal Corporation, Raipur (C.G.)

